

PLAN NUMBER	NEW OR REVISED	M STANDARD TITLE	PAGE NUMBER	PLAN NUMBER	NEW OR REVISED	M STANDARD TITLE	PAGE NUMBER	PLAN NUMBER	NEW OR REVISED	S STANDARD TITLE	PAGE NUMBER
<input checked="" type="checkbox"/> M-100-1	<input type="checkbox"/>	STANDARD SYMBOLS (3 SHEETS).....	1-3	<input checked="" type="checkbox"/> M-607-1	<input type="checkbox"/>	WIRE FENCES AND GATES (3 SHEETS).....	84-86	<input checked="" type="checkbox"/> S-612-1	<input type="checkbox"/>	DELINEATOR INSTALLATIONS (5 SHEETS).....	131-135
<input checked="" type="checkbox"/> M-203-1	<input type="checkbox"/>	APPROACH ROADS	4	<input type="checkbox"/> M-607-2	<input type="checkbox"/>	CHAIN LINK FENCE (3 SHEETS).....	87-89	<input checked="" type="checkbox"/> S-614-1	<input type="checkbox"/>	GROUND SIGN PLACEMENT (2 SHEETS).....	136-137
<input type="checkbox"/> M-203-2	<input type="checkbox"/>	DITCH TYPES.....	5	<input type="checkbox"/> M-607-3	<input type="checkbox"/>	BARRIER FENCE.....	90	<input checked="" type="checkbox"/> S-614-2	<input type="checkbox"/>	CLASS I SIGNS	138
<input checked="" type="checkbox"/> M-203-11	<input type="checkbox"/>	SUPERELEVATION CROWNED AND DIVIDED HIGHWAYS (3 SHEETS)	6-8	<input type="checkbox"/> M-607-4	<input type="checkbox"/>	DEER FENCE AND GATES (2 SHEETS).....	91-92	<input checked="" type="checkbox"/> S-614-3	<input type="checkbox"/>	CLASS II SIGNS	139
<input checked="" type="checkbox"/> M-203-12	<input type="checkbox"/>	SUPERELEVATION STREETS (2 SHEETS).....	9-10	<input type="checkbox"/> M-607-10	<input type="checkbox"/>	PICKET SNOW FENCE	93	<input type="checkbox"/> S-614-4	<input type="checkbox"/>	CLASS III SIGNS (3 SHEETS).....	140-142
<input type="checkbox"/> M-206-1	<input type="checkbox"/>	EXCAVATION AND BACKFILL FOR STRUCTURES (2 SHEETS)	11-12	<input type="checkbox"/> M-607-15	<input type="checkbox"/>	ROAD CLOSURE GATE (9 SHEETS).....	94-102	<input checked="" type="checkbox"/> S-614-5	<input type="checkbox"/>	BREAK-AWAY SIGN SUPPORT DETAILS FOR GROUND SIGNS (2 SHEETS)	143-144
<input checked="" type="checkbox"/> M-206-2	<input type="checkbox"/>	EXCAVATION AND BACKFILL FOR BRIDGES (2 SHEETS).....	13-14	<input checked="" type="checkbox"/> M-608-1	<input type="checkbox"/>	CURB RAMPS (4 SHEETS).....	103-106	<input checked="" type="checkbox"/> S-614-6	<input type="checkbox"/>	CONCRETE FOOTINGS AND SIGN ISLANDS FOR CLASS III SIGNS (2 SHEETS)	145-146
<input checked="" type="checkbox"/> M-208-1	<input type="checkbox"/>	TEMPORARY EROSION CONTROL (7 SHEETS).....	15-21	<input type="checkbox"/> M-609-1	<input type="checkbox"/>	CURBS, GUTTERS, AND SIDEWALKS (3 SHEETS).....	107-109	<input type="checkbox"/> S-614-8	<input type="checkbox"/>	TUBULAR STEEL SIGN SUPPORT DETAILS (5 SHEETS).....	147-151
<input type="checkbox"/> M-210-1	<input type="checkbox"/>	MAILBOX SUPPORTS (2 SHEETS).....	22-23	<input type="checkbox"/> M-611-1	<input type="checkbox"/>	CATTLE GUARD (2 SHEETS).....	110-111	<input type="checkbox"/> S-614-10	<input type="checkbox"/>	MARKER ASSEMBLY INSTALLATIONS	152
<input type="checkbox"/> M-214-1	<input type="checkbox"/>	PLANTING DETAILS.....	24	<input checked="" type="checkbox"/> M-613-1	<input type="checkbox"/>	ROADWAY LIGHTING (4 SHEETS).....	112-115	<input checked="" type="checkbox"/> S-614-12	<input type="checkbox"/>	STRUCTURE NUMBER INSTALLATION	153
<input checked="" type="checkbox"/> M-412-1	<input type="checkbox"/>	CONCRETE PAVEMENT JOINTS (5 SHEETS).....	25-29	<input type="checkbox"/> M-614-1	<input type="checkbox"/>	RUMBLE STRIPS (3 SHEETS).....	116-118	<input checked="" type="checkbox"/> S-614-14	<input type="checkbox"/>	FLASHING BEACON AND SIGN INSTALLATIONS (3 SHEETS).....	154-156
<input type="checkbox"/> M-510-1	<input type="checkbox"/>	STRUCTURAL PLATE PIPE H-20 LOADING.....	30	<input type="checkbox"/> M-614-2	<input type="checkbox"/>	SAND BARREL ARRAYS (2 SHEETS).....	119-120	<input checked="" type="checkbox"/> S-614-20	<input type="checkbox"/>	TYPICAL POLE MOUNT SIGN INSTALLATIONS.....	157
<input type="checkbox"/> M-601-1	<input type="checkbox"/>	SINGLE CONCRETE BOX CULVERT (2 SHEETS).....	31-32	<input checked="" type="checkbox"/> M-615-1	<input type="checkbox"/>	EMBANKMENT PROTECTOR TYPE 3.....	121	<input type="checkbox"/> S-614-21	<input type="checkbox"/>	CONCRETE BARRIER SIGN POST INSTALLATIONS.....	158
<input type="checkbox"/> M-601-2	<input type="checkbox"/>	DOUBLE CONCRETE BOX CULVERT (2 SHEETS).....	33-34	<input type="checkbox"/> M-615-2	<input type="checkbox"/>	EMBANKMENT PROTECTOR TYPE 5.....	122	<input checked="" type="checkbox"/> S-614-22	<input type="checkbox"/>	TYPICAL MULTI-SIGN INSTALLATIONS.....	159
<input type="checkbox"/> M-601-3	<input type="checkbox"/>	TRIPLE CONCRETE BOX CULVERT (2 SHEETS).....	35-36	<input type="checkbox"/> M-616-1	<input type="checkbox"/>	INVERTED SIPHON.....	123	<input checked="" type="checkbox"/> S-614-40	<input type="checkbox"/>	TYPICAL TRAFFIC SIGNAL INSTALLATION DETAILS (7 SHEETS)	160-166
<input type="checkbox"/> M-601-10	<input type="checkbox"/>	HEADWALL FOR PIPES.....	37	<input type="checkbox"/> M-620-1	<input type="checkbox"/>	FIELD LABORATORY CLASS 1.....	124	<input type="checkbox"/> S-614-40A	<input type="checkbox"/>	ALTERNATIVE TRAFFIC SIGNAL INSTALLATION DETAILS (5 SHEETS)	167-171
<input type="checkbox"/> M-601-11	<input type="checkbox"/>	TYPE "S" SADDLE HEADWALLS FOR PIPE.....	38	<input type="checkbox"/> M-620-2	<input type="checkbox"/>	FIELD LABORATORY CLASS 2	125	<input type="checkbox"/> S-614-50	<input type="checkbox"/>	MONOTUBE OVERHEAD SIGNS (14 SHEETS).....	172-185
<input type="checkbox"/> M-601-12	<input type="checkbox"/>	HEADWALLS AND PIPE OUTLET PAVING	39	<input type="checkbox"/> M-620-11	<input type="checkbox"/>	FIELD OFFICE CLASS 1.....	126	<input checked="" type="checkbox"/> S-627-1	<input type="checkbox"/>	PAVEMENT MARKINGS (5 SHEETS).....	186-190
<input type="checkbox"/> M-601-20	<input type="checkbox"/>	WINGWALLS FOR PIPE OR BOX CULVERTS.....	40	<input type="checkbox"/> M-620-12	<input type="checkbox"/>	FIELD OFFICE CLASS 2.....	127	<input type="checkbox"/> S-630-1	<input checked="" type="checkbox"/>	TRAFFIC CONTROLS FOR HIGHWAY CONSTRUCTION (12 SHEETS) (REVISED SHEET 8 ON 03/05/07)	191-202
<input type="checkbox"/> M-603-1	<input type="checkbox"/>	METAL AND PLASTIC PIPE (2 SHEETS).....	41-42	<input type="checkbox"/> M-629-1	<input type="checkbox"/>	SURVEY MONUMENTS (2 SHEETS).....	128-129	<input checked="" type="checkbox"/> S-630-2	<input type="checkbox"/>	BARRICADES, DRUMS, CONCRETE BARRIERS (TEMP) AND VERTICAL PANELS	203
<input checked="" type="checkbox"/> M-603-2	<input type="checkbox"/>	REINFORCED CONCRETE PIPE	43					<input checked="" type="checkbox"/> S-630-3	<input type="checkbox"/>	FLASHING BEACON (PORTABLE) DETAILS.....	204
<input type="checkbox"/> M-603-3	<input type="checkbox"/>	PRECAST CONCRETE BOX CULVERT.....	44								
<input checked="" type="checkbox"/> M-603-10	<input type="checkbox"/>	CONCRETE AND METAL END SECTIONS (2 SHEETS).....	45-46								
<input checked="" type="checkbox"/> M-604-10	<input type="checkbox"/>	INLET, TYPE C	47								
<input checked="" type="checkbox"/> M-604-11	<input type="checkbox"/>	INLET, TYPE D	48								
<input checked="" type="checkbox"/> M-604-12	<input type="checkbox"/>	CURB INLET TYPE R (2 SHEETS).....	49-50								
<input type="checkbox"/> M-604-13	<input type="checkbox"/>	CONCRETE INLET TYPE 13.....	51								
<input checked="" type="checkbox"/> M-604-20	<input type="checkbox"/>	MANHOLES (3 SHEETS).....	52-54								
<input type="checkbox"/> M-604-25	<input type="checkbox"/>	VANE GRATE INLET (5 SHEETS).....	55-59								
<input checked="" type="checkbox"/> M-605-1	<input type="checkbox"/>	SUBSURFACE DRAINS	60								
<input checked="" type="checkbox"/> M-606-1	<input type="checkbox"/>	GUARDRAIL TYPE 3 W-BEAM (16 SHEETS)	61-76								
<input type="checkbox"/> M-606-13	<input type="checkbox"/>	GUARDRAIL TYPE 7 F-SHAPE BARRIER (4 SHEETS).....	77-80								
<input type="checkbox"/> M-606-14	<input type="checkbox"/>	PRECAST TYPE 7 CONCRETE BARRIER (3 SHEETS).....	81-83								

THE STANDARD PLAN SHEETS INDICATED HEREON BY A MARKED BOX ARE TO BE USED TO CONSTRUCT THIS PROJECT.


ALL OF THE M&S STANDARD PLANS, AS SUPPLEMENTED AND REVISED, APPLY TO THIS PROJECT WHEN USED BY DESIGNATED PAY ITEM OR SUBSIDIARY ITEM.

THE NEW OR REVISED M&S STANDARD PLANS SHEETS ARE ATTACHED AFTER THE LAST SHEET LISTED ON THE INDEX OF SHEETS.

COLORADO
DEPARTMENT OF TRANSPORTATION
STANDARD PLANS LIST
M&S STANDARDS
July 04, 2006

ALL DESIGNERS ARE NOW REQUIRED TO ONLY USE THIS STANDARD PLANS LIST SHEET TO SPECIFY WHICH NEW OR REVISED M&S STANDARDS SHEETS WILL BE USED IN THE HIGHWAY PLAN SET. THE LIST OF REVISED M&S STANDARDS THAT WENT ON THE TITLE SHEET IS NO LONGER REQUIRED.

DRAFT
12/18/2008

Print Date: 12/15/2008	<input type="checkbox"/> R-X <input type="checkbox"/> <input type="checkbox"/>	Sheet Revisions			Colorado Department of Transportation  4670 Holly Street Denver, CO 80216-6408 Phone: 303-398-6765 FAX: 303-398-6781 Region 6 IDM	As Constructed		PLAN SHEET		Project No./Code	
File Name: 15782StandardPlanList.dgn		Date:	Comments	Init.		No Revisions:	Designer: XXXXXXXX Structure X-XX-XX		STA C800-001		
Horiz. Scale: 1:1 Vert. Scale: As Noted						Revised:	Detailer: XXXXXXXX Structure X-XX-XX		16501		
Unit Information Unit Leader Initials				Void:	Sheet Subset: XXXXXXXX Subset Sheets: XXX of XXX		Sheet Number 2				

\$PLOT_INFO\$

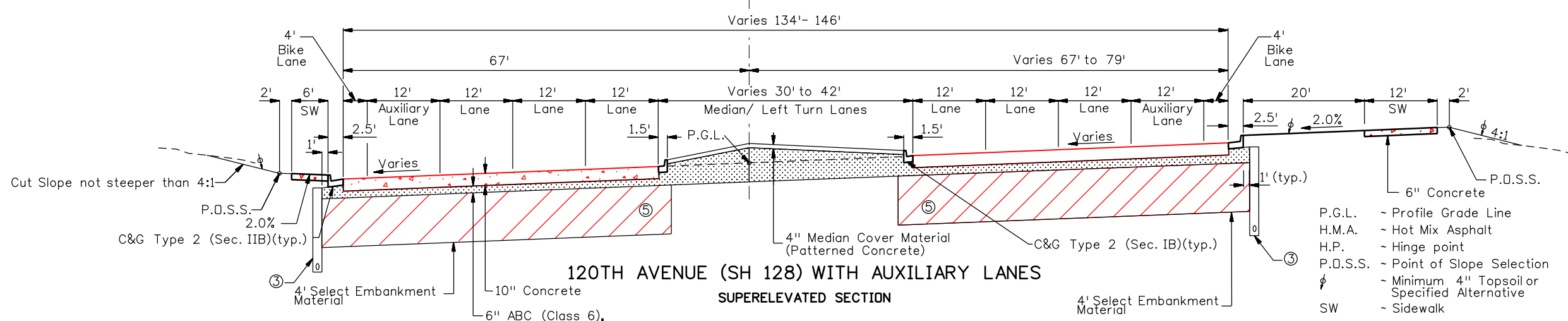
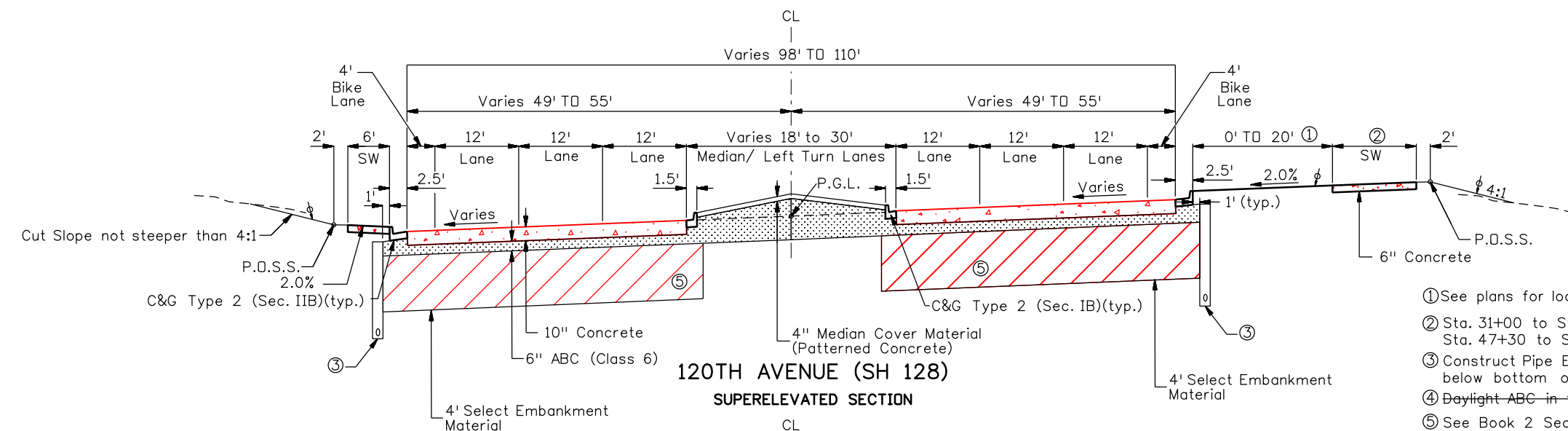
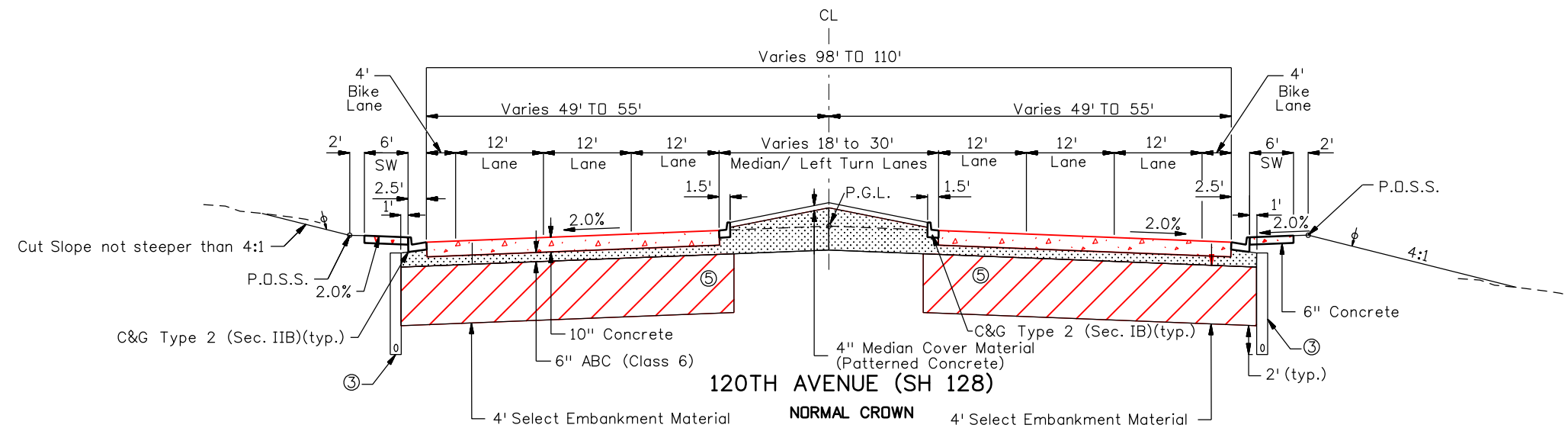
ROADWAY DESIGN CRITERIA

DESIGN DATA	120TH Ave Connection (SH 128)			Wadsworth Blvd.		Commerce St.		118th Ave.	Wadsworth Place	Frontage Rd. Access	
Roadway Classification	State Highway			Minor Arterial		Connector		Connector	Local Res.	N/A	
Horizontal Curves	Curve 1	Curve 2	Curve 3 (FIO)	Curve 6	Curve 7	Curve 4	Curve 5	n/a	Curve 8	Curve 9	Curve 10
Maximum Design Speed (MPH)	60	50	40	30	35	30	25		30	10	10
Posted Speed (MPH)	45	45	40	30	35	25	25	25	25	-	-
Radius (ft.)	8000	3000	1440	333	510	400	300	-	300	32	28
E _{max} (%)	6%	6%	6%	NC	NC	NC	NC	NC	NC	NC	NC
Curb and Gutter Required	Yes	Yes	Yes	Yes	Yes	Yes	Yes	Yes	No	No	No
Design Vehicle	WB-50	WB-50	WB-50								

DRAFT
12/18//2008

Print Date: 12/15/2008		Sheet Revisions			Colorado Department of Transportation 4670 Holly Street Denver, CO 80216-6408 Phone: 303-398-6765 FAX: 303-398-6781 Region 6	As Constructed	ROADWAY DESIGN CRITERIA			Project No./Code	
File Name: 15782RdwyDsgCriteria01.dgn		Date:	Comments	Init.		No Revisions:				STA C800-001	
Horiz. Scale: 1:1 Vert. Scale: As Noted						Revised:	Designer: XXXXXXXX	Structure Numbers	X-XX-XX		16501
Unit Information Unit Leader Initials						Void:	Detailer: XXXXXXXX	Subset Sheets:	XXX of XXX		Sheet Number 3


PLOT_INFO\$



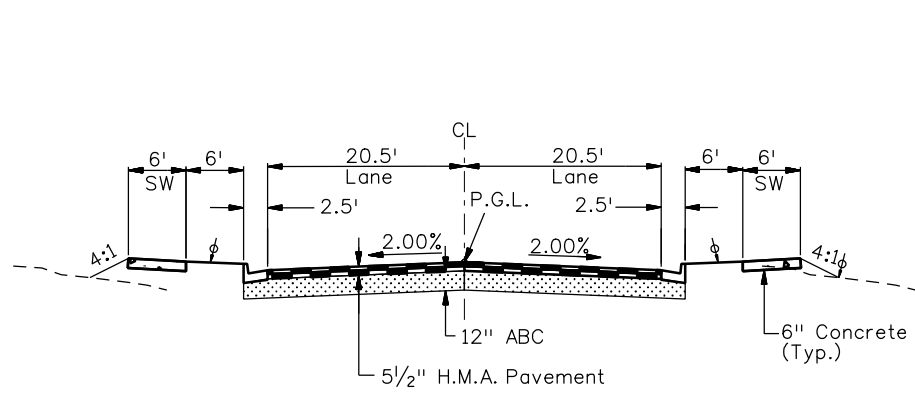
- ① See plans for location.
- ② Sta. 31+00 to Sta. 47+30 - 12' Sidewalk
Sta. 47+30 to Sta. 67+00 - 6' Sidewalk
- ③ Construct Pipe Edge Drain in cut areas per M-605-1, depth 2' below bottom of select Embankment Material.
- ④ Daylight ABC in fill areas if pipe edge drain is not used.
- ⑤ See Book 2 Sections 10 and 11 for subgrade requirements.

- P.G.L. - Profile Grade Line
- H.M.A. - Hot Mix Asphalt
- H.P. - Hinge point
- P.D.S.S. - Point of Slope Selection
- φ - Minimum 4" Topsoil or Specified Alternative
- SW - Sidewalk

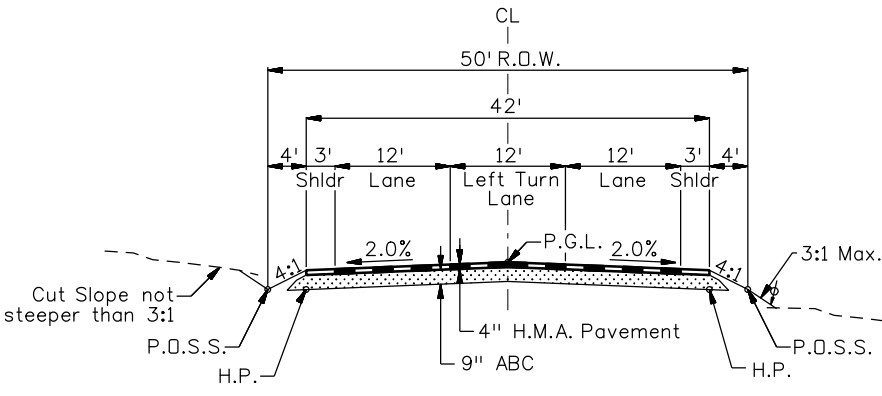
DRAFT
01/29/2009

Print Date: 1/29/2009	Sheet Revisions			Colorado Department of Transportation	As Constructed	TYPICAL SECTIONS			Project No./Code
File Name: 15782TypSection01.dgn	Date:	Comments	Init.	 4670 Holly Street Denver, CO 80216-6408 Phone: 303-398-6765 FAX: 303-398-6781	No Revisions:	Designer: XXXXXXXX	Structure Numbers	X-XX-XX	STA C800-001
Horiz. Scale: 1:20					Revised:	Detailer: XXXXXXXX		X-XX-XX	16501
Unit Information					Void:	Sheet Subset: TY	Subset Sheets:	01 of 03	Sheet Number
				Region 6	IDM				4

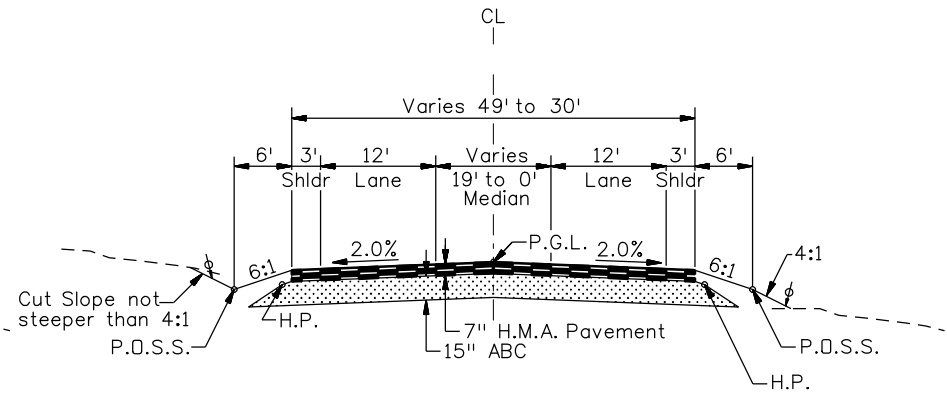
PLOT_INFO\$



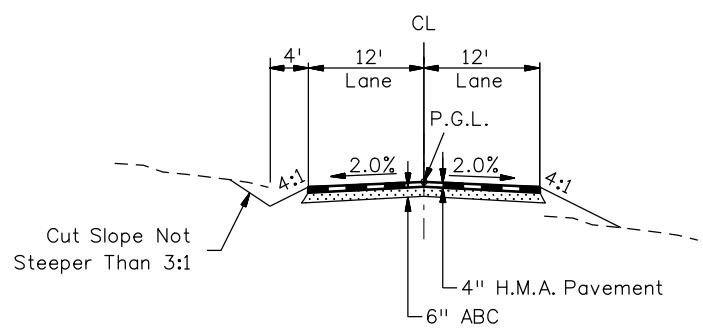
DESTINATION DRIVE



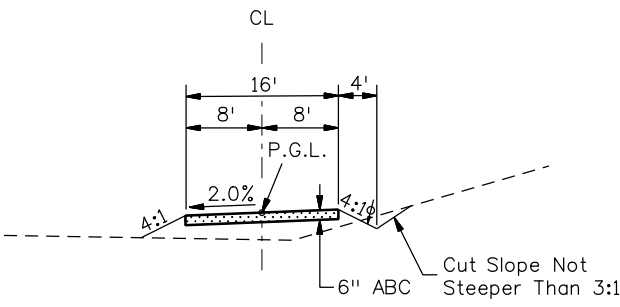
WADSWORTH PLACE



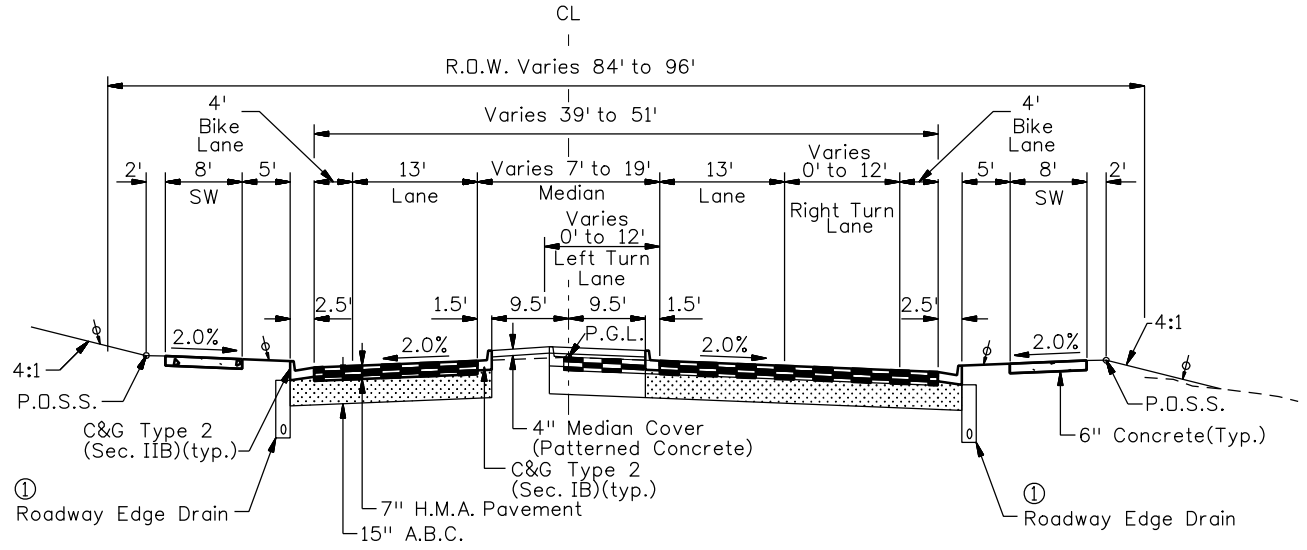
WADSWORTH BLVD.
STA. 23+86 TO STA. 28+00



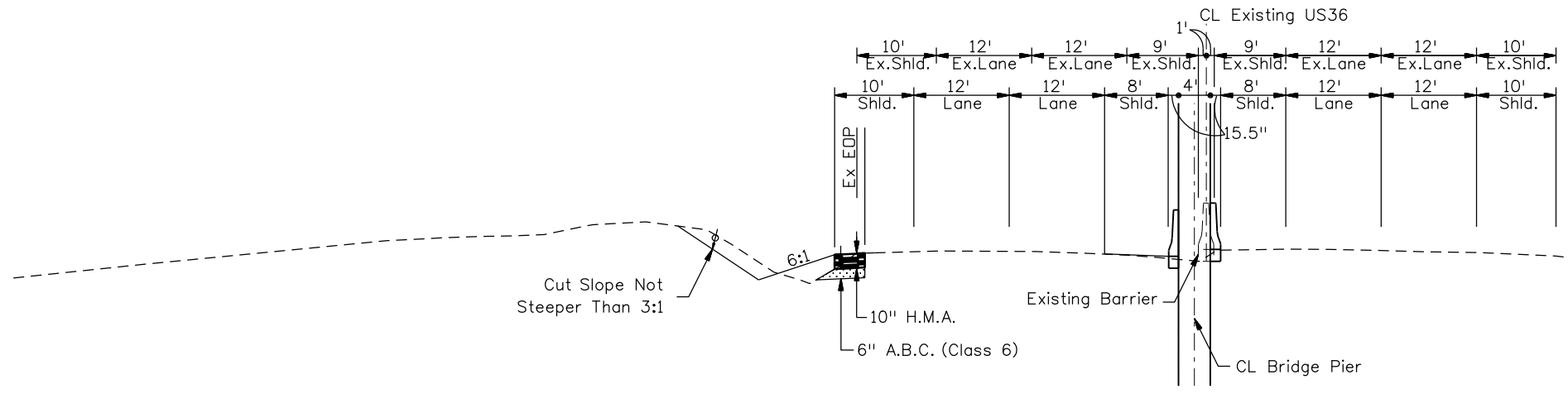
FRONTAGE ROAD ACCESS



WEST POND ACCESS



WADSWORTH BLVD.
STA. 11+00 TO STA. 23+86



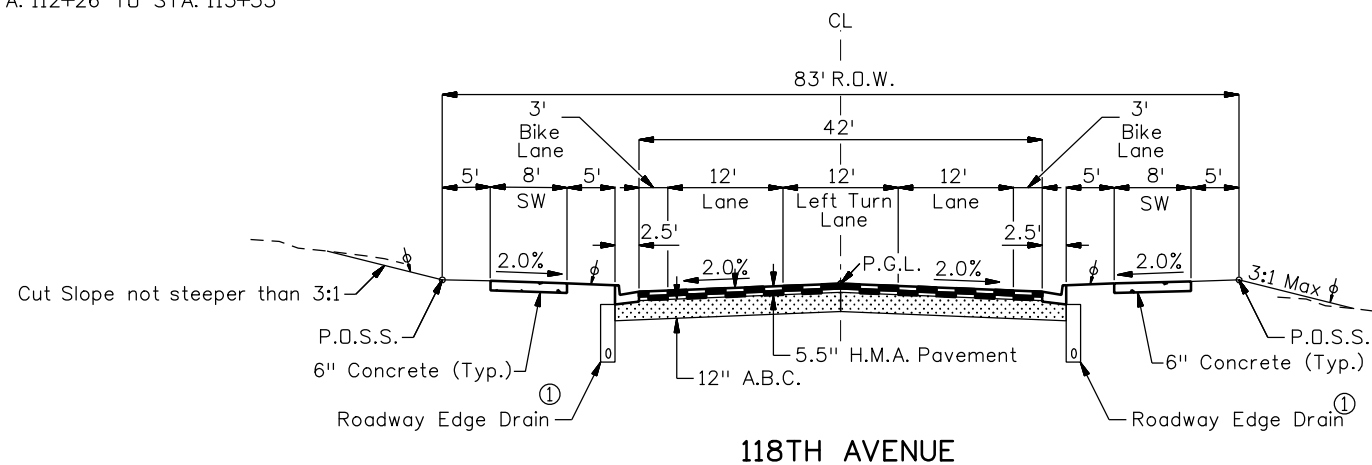
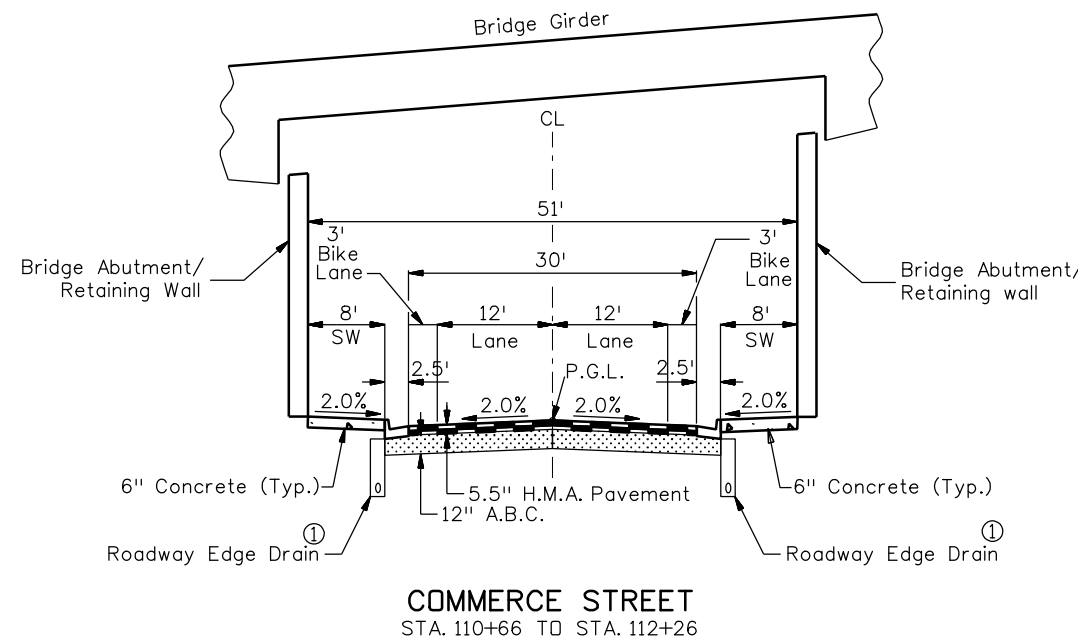
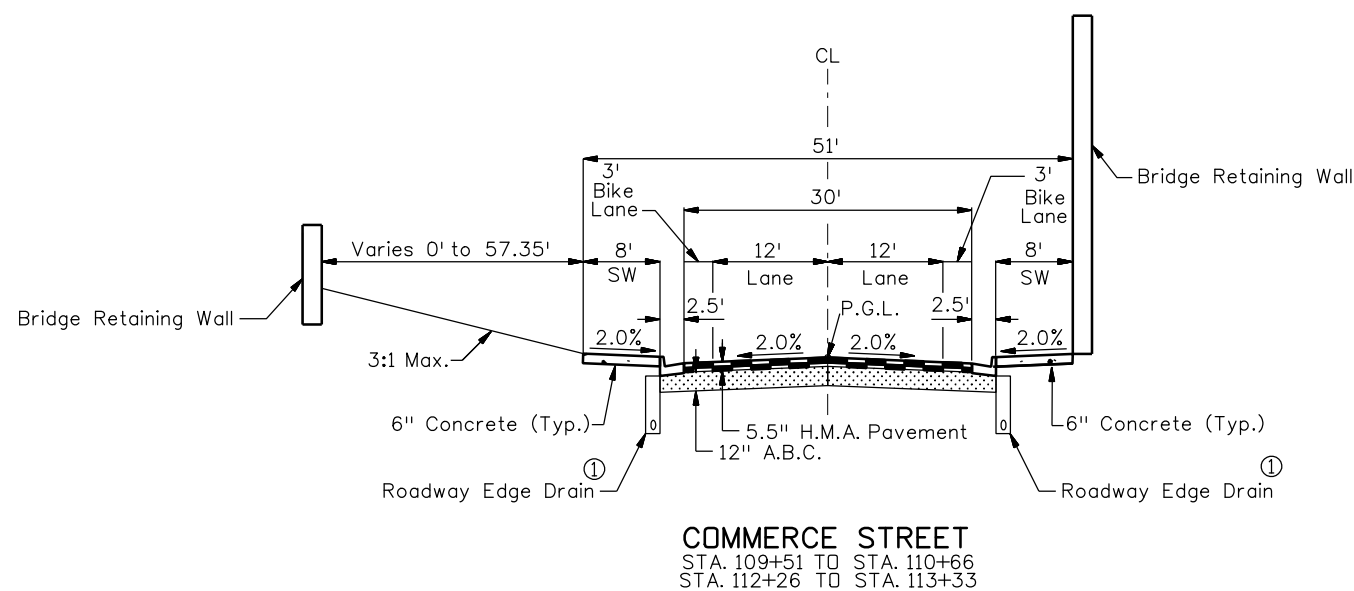
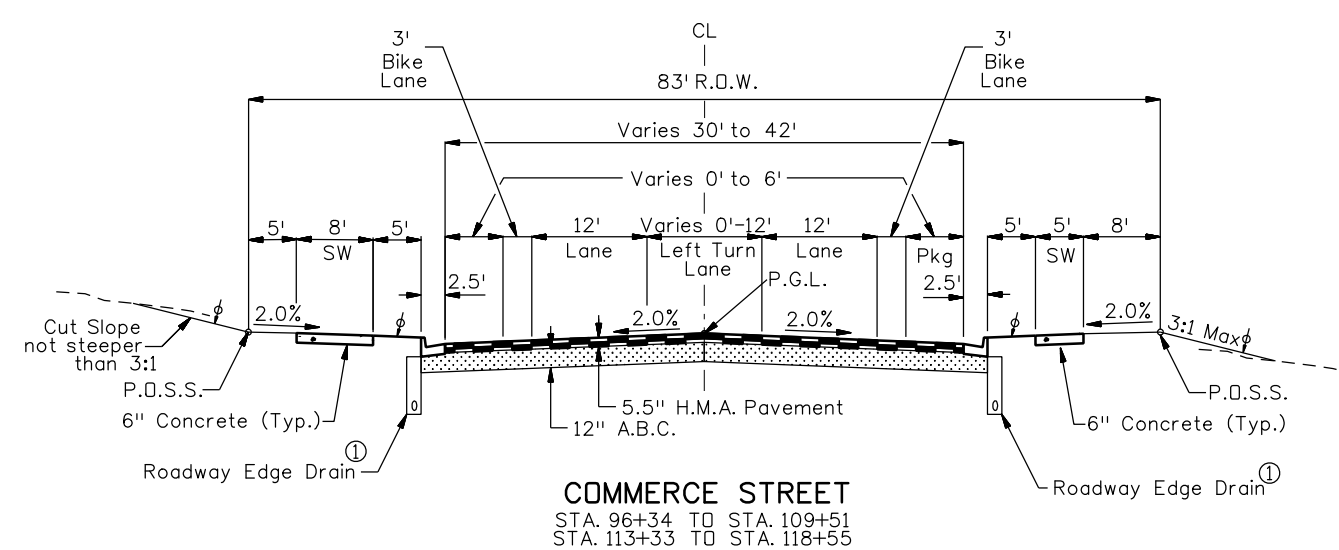
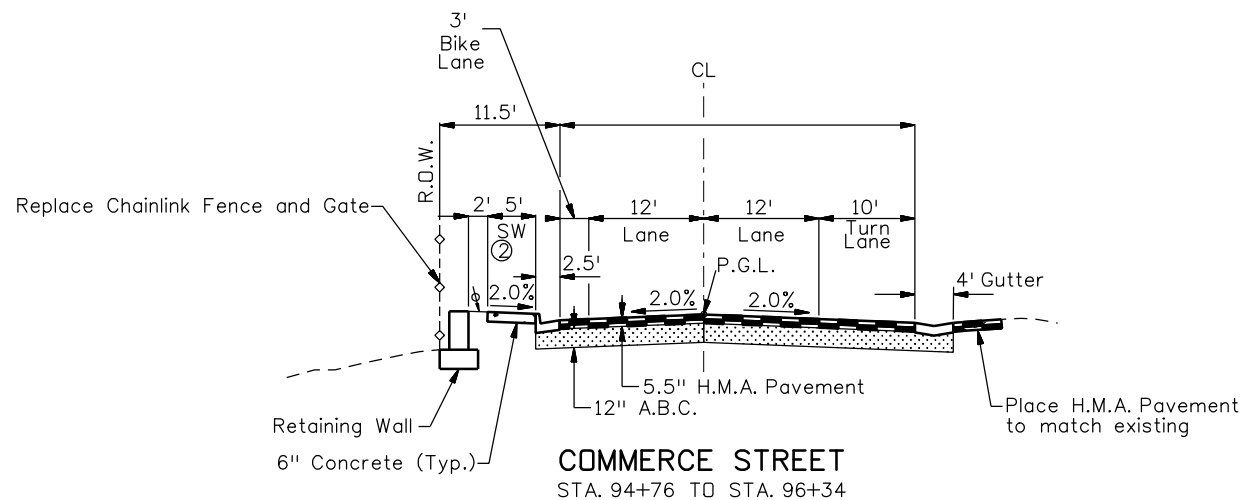
US36 UNDER BRIDGE

- P.G.L. ~ Profile Grade Line
- H.M.A. ~ Hot Mix Asphalt
- H.P. ~ Hinge point
- P.O.S.S. ~ Point of Slope Selection
- φ ~ Minimum 4" Topsoil or Specified Alternative
- SW ~ Sidewalk

DRAFT
12/18/2008

Print Date: 12/15/2008	Sheet Revisions			Colorado Department of Transportation		As Constructed		TYPICAL SECTIONS		Project No./Code	
File Name: 15782TypSection02.dgn	Date:	Comments	Init.	4670 Holly Street Denver, CO 80216-6408 Phone: 303-398-6765 FAX: 303-398-6781		No Revisions:		Designer: EN		STA C800-001	
Horiz. Scale: 1:20				Region 6		Revised:		Detailer: EN		16501	
Unit Information				IDM		Void:		Sheet Subset: TY		Sheet Number	
								Structure Numbers		5	
								Subset Sheets: 02 of 03			

yesudaly 10:21:07 AM J:_Transportation\072208.405\15782\Drawings\15782TypSection02.dgn



- ① Edge drain per Broomfield Standards
- ② See plans for sidewalk location.

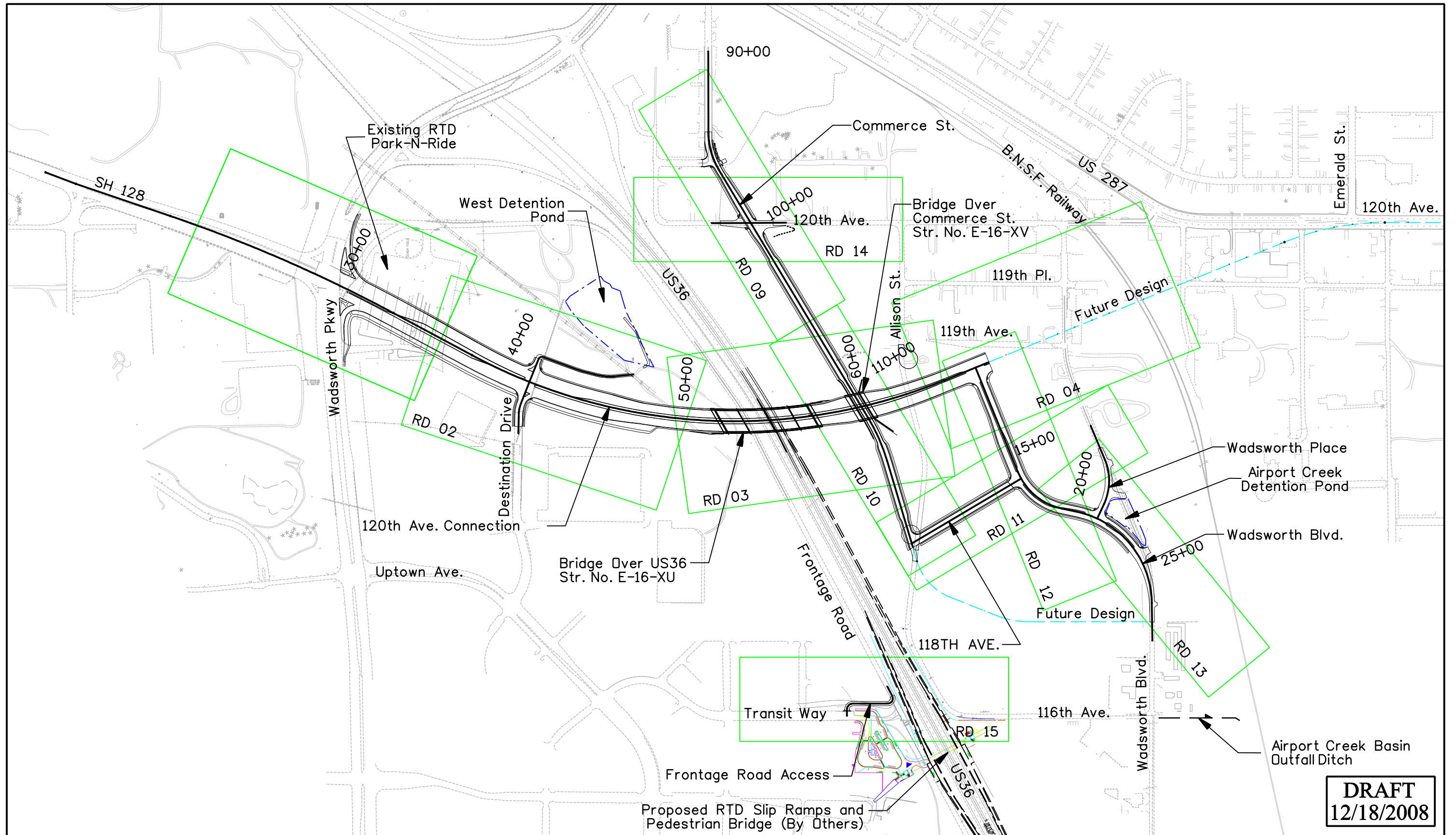
- P.G.L. ~ Profile Grade Line
- H.M.A. ~ Hot Mix Asphalt
- H.P. ~ Hinge point
- P.D.S.S. ~ Point of Slope Selection
- φ ~ Minimum 4" Topsoil or Specified Alternative
- SW ~ Sidewalk

DRAFT
12/18/2008


Print Date: 12/15/2008	Sheet Revisions	Colorado Department of Transportation	As Constructed	TYPICAL SECTIONS	Project No./Code	
File Name: 15782TypSection03.dgn	Date: Comments Init.	4670 Holly Street Denver, CO 80216-6408 Phone: 303-398-6765 FAX: 303-398-6781	No Revisions:	STA C800-001		
Horiz. Scale: 1:20 Vert. Scale: As Noted			Revised:	Designer: EN Structure	16501	
Unit Information Unit Leader Initials			Void:	Detailer: EN Numbers	Sheet Number 6	
		Region 6		Sheet Subset: TY Subset Sheets: 03 of 03		

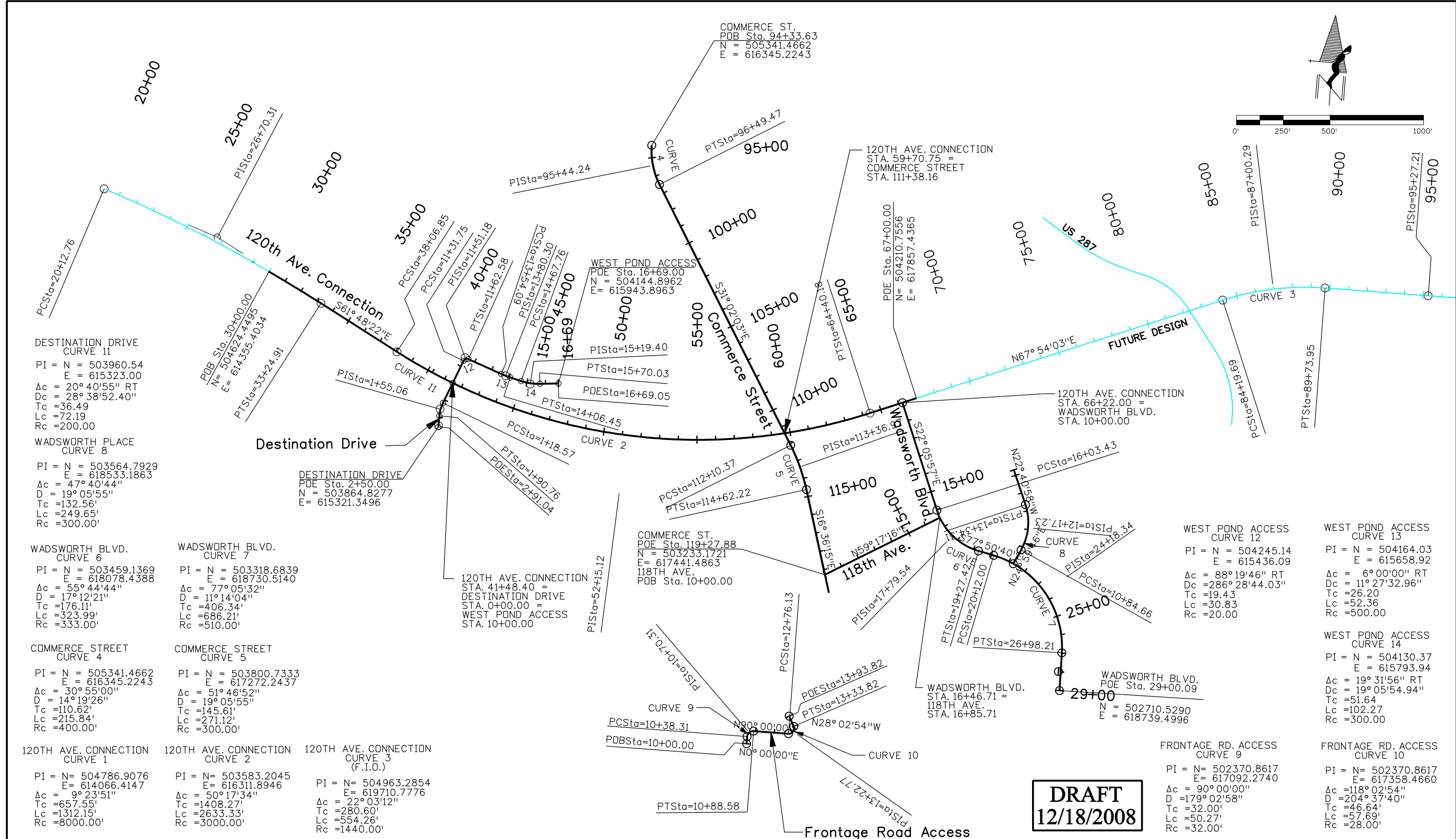
yesudaly 10:22:03 AM j:\transportation\072208.405\15782\design\drawings\15782TypSection03.dgn

Nazzkowski 4:52:57 PM J:_Transportation\072208.405\15782\Design\Drawings\15782KeyMap01.dgn



DRAFT
12/18/2008

Print Date: 12/15/2008		Sheet Revisions			Colorado Department of Transportation		As Constructed		KEY PLAN		Project No./Code			
File Name: 15782KeyMap01.dgn		Date:	Comments	Init.	 4670 Holly Street Denver, CO 80216-6408 Phone: 303-398-6765 FAX: 303-398-6781 Region 6 IDM		No Revisions:		Designer: XXXXXXXX		Structure Numbers		STA C800-001	
Horiz. Scale: 1:500 Vert. Scale: As Noted							Revised:		Detailer: XXXXXXXX		X-XX-XX		16501	
Unit Information Unit Leader Initials							Void:		Sheet Subset: KEY		Subset Sheets: 01 of 01		Sheet Number 7	

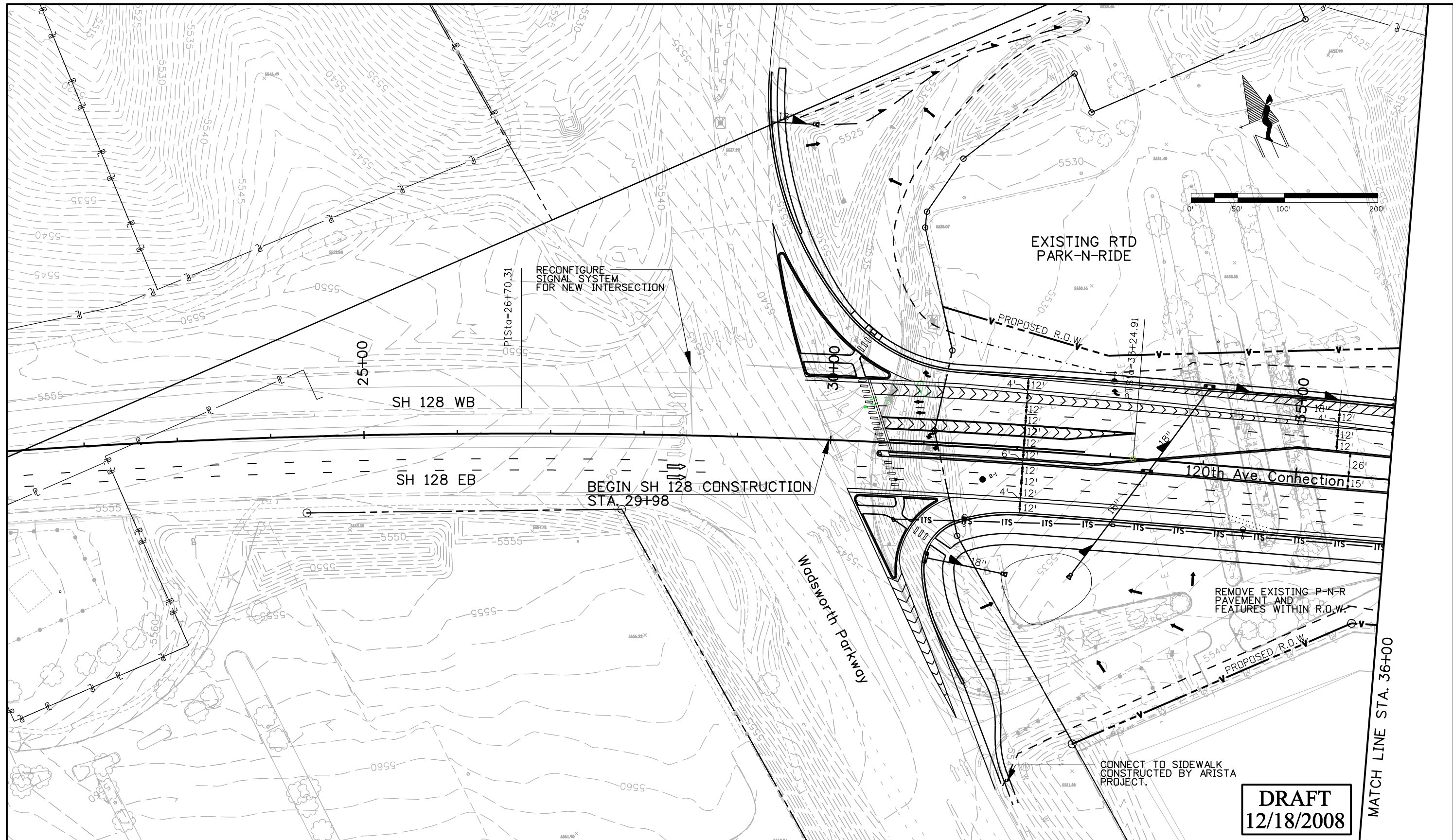


DRAFT
12/18/2008

Print Date: 12/15/2008		Sheet Revisions			Colorado Department of Transportation		As Constructed		Project No./Code															
File Name: 15782Alignment01.dgn		Date:	Comments	Init.	4670 Holly Street Denver, CO 80216-6408 Phone: 303-398-6765 FAX: 303-398-6781		No Revisions:		STA C800-001															
Horiz. Scale: 1:500		<table border="1"> <tr> <td><input checked="" type="checkbox"/></td> <td></td> <td></td> <td></td> </tr> <tr> <td><input type="checkbox"/></td> <td></td> <td></td> <td></td> </tr> <tr> <td><input type="checkbox"/></td> <td></td> <td></td> <td></td> </tr> </table>			<input checked="" type="checkbox"/>				<input type="checkbox"/>				<input type="checkbox"/>						Revised:		Designer: XXXXXXXX		Structure X-XX-XX	
<input checked="" type="checkbox"/>																								
<input type="checkbox"/>																								
<input type="checkbox"/>																								
Unit Information		Unit Leader Initials		Region 6		Void:		Detailer: XXXXXXXX																
					IDM		Sheet Subset: GE		Subset Sheets: 01 of 01															
									Sheet Number 8															

yesuduly 10:28:03 AM j:\transportation\072208.405\15782\design\drawings\15782Alignment01.dgn


Naszukowski 10:39:59 AM j:_Transportation\072208.405\15782\Design\Drawings\15782Plan01.dgn



Print Date: 12/15/2008
File Name: 15782Plan01.dgn
Horiz. Scale: 1:100 Vert. Scale: As Noted
Unit Information Unit Leader Initials

Sheet Revisions		
Date:	Comments	Init.

Colorado Department of Transportation



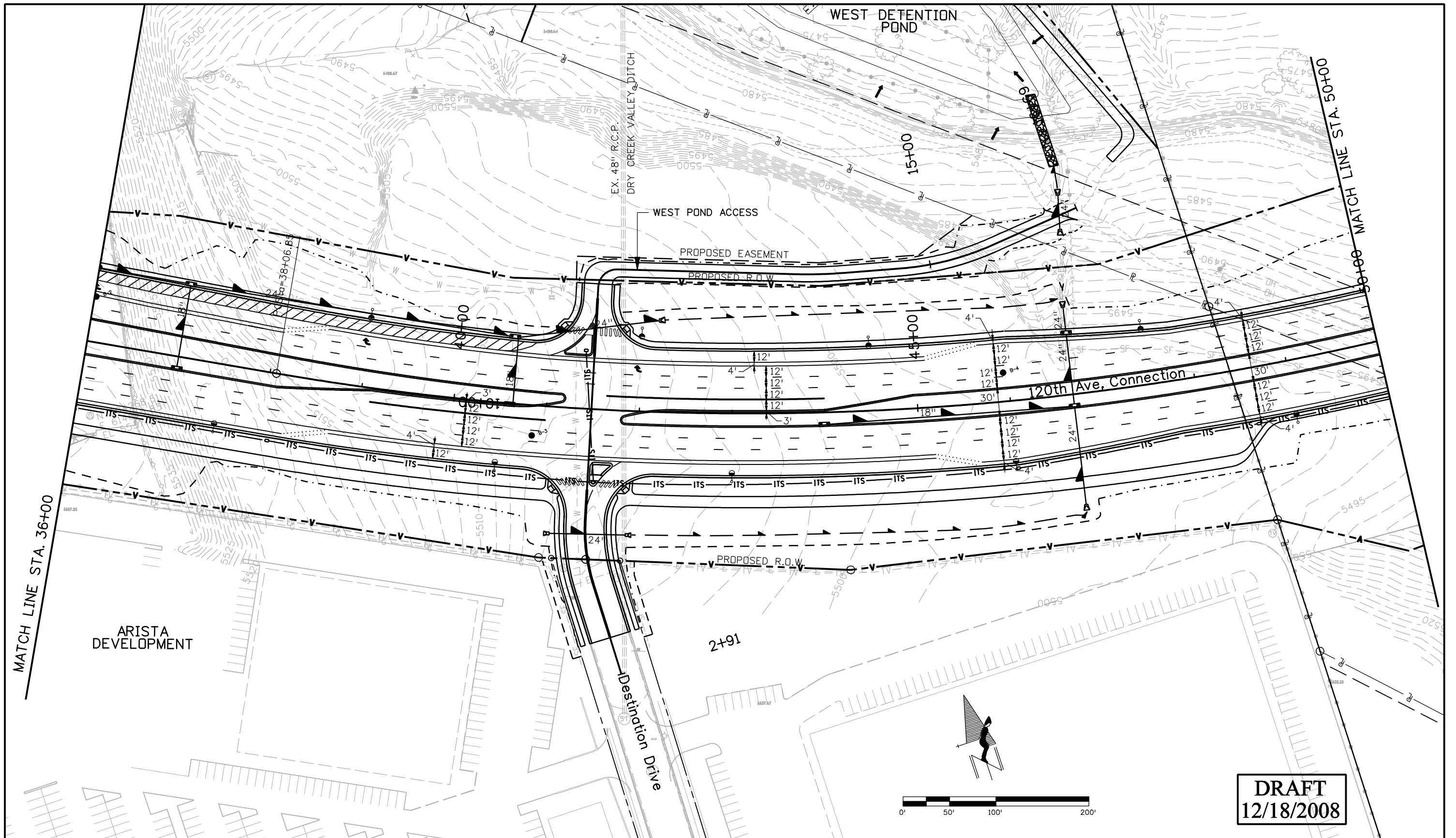
4670 Holly Street
Denver, CO 80216-6408
Phone: 303-398-6765 FAX: 303-398-6781

Region 6 IDM

As Constructed
No Revisions:
Revised:
Void:

120TH AVE. CONNECTION PLAN SHEET STA. 29+98 TO STA. 36+00			
Designer:	XXXXXXXX	Structure Numbers	X-XX-XX
Detailer:	XXXXXXXX	Structure Numbers	X-XX-XX
Sheet Subset:	RD	Subset Sheets:	01 of 15

Project No./Code	STA C800-001
	16501
Sheet Number	9



DRAFT
12/18/2008

Print Date: 12/15/2008
 File Name: 15782Plan02.dgn
 Horiz. Scale: 1:100 Vert. Scale: As Noted
 Unit Information Unit Leader Initials

Sheet Revisions		
Date:	Comments	Init.

Colorado Department of Transportation

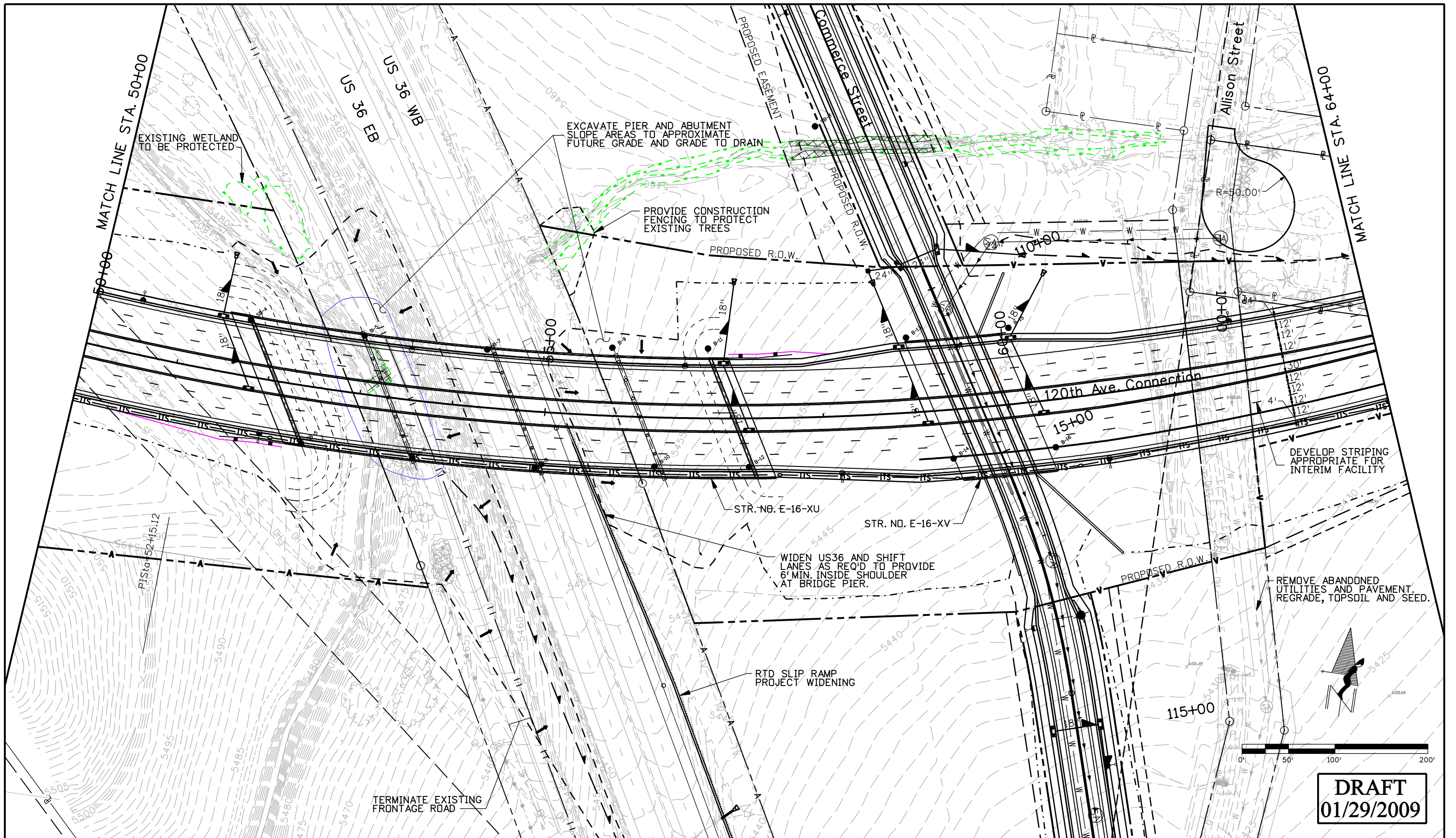
 4670 Holly Street
 Denver, CO 80216-6408
 Phone: 303-398-6765 FAX: 303-398-6781
Region 6 **IDM**

As Constructed
 No Revisions:
 Revised:
 Void:


120TH AVE. CONNECTION
PLAN SHEET
STA. 36+00 TO STA. 50+00
 Designer: XXXXXXXX Structure Numbers: X-XX-XX
 Detailer: XXXXXXXX X-XX-XX
 Sheet Subset: RD Subset Sheets: 02 of 15

Project No./Code
 STA C800-001
 16501
Sheet Number 10

yesaudly 10:59:05 AM J:\Transportation\072208.405\15782\Design\Drawings\15782Plan02.dgn



DRAFT
01/29/2009

Print Date: 1/29/2009	Sheet Revisions			Colorado Department of Transportation		As Constructed		120TH AVE. CONNECTION PLAN SHEET		Project No./Code	
File Name: 15782Plan03.dgn	Date:	Comments:	Init.	4670 Holly Street Denver, CO 80216-6408 Phone: 303-398-6765 FAX: 303-398-6781		No Revisions:		STA. 50+00 TO STA. 64+00		STA C800-001	
Horiz. Scale: 1:100 Vert. Scale: As Noted						Revised:		Designer: XXXXXXXX Structure: X-XX-XX		16501	
Unit Information Unit Leader Initials				Region 6 IDM		Void:		Detailer: XXXXXXXX Numbers: X-XX-XX		Sheet Number	
								Sheet Subset: RD Subset Sheets: 03 of 15		11	

\$PLOT_INFO\$




DRAFT
12/18/2008

Print Date: 12/15/2008
File Name: 15782Plan04.dgn
Horiz. Scale: 1:100 Vert. Scale: As Noted
Unit Information Unit Leader Initials

Sheet Revisions		
Date:	Comments	Init.

Colorado Department of Transportation



4670 Holly Street
Denver, CO 80216-6408
Phone: 303-398-6765 FAX: 303-398-6781

Region 6 IDM

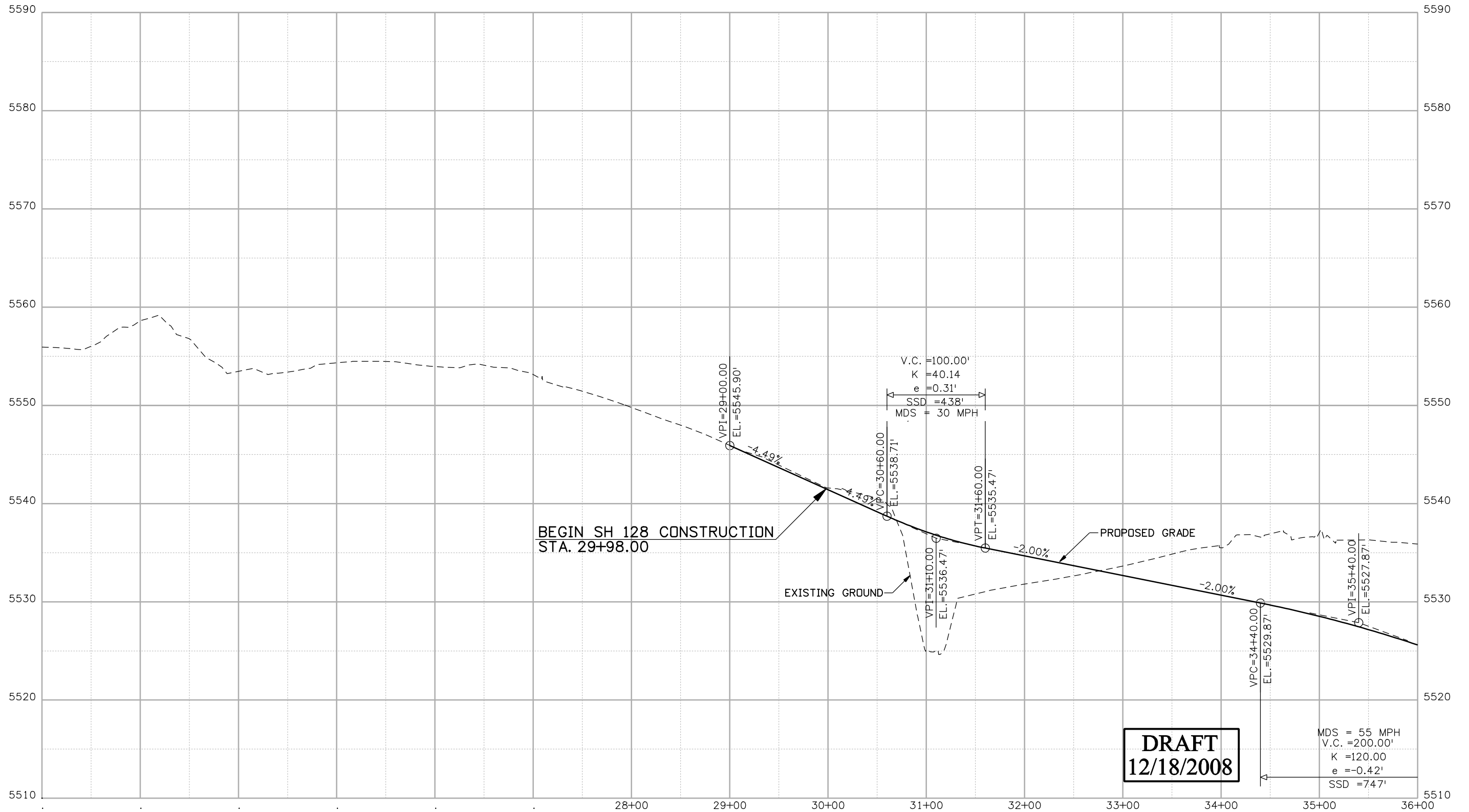
As Constructed
No Revisions:
Revised:
Void:

120TH AVE. CONNECTION			
PLAN SHEET			
STA. 64+00 TO STA. 67+00			
Designer: XXXXXXXX	Structure Numbers: X-XX-XX		
Detailer: XXXXXXXX	Structure Numbers: X-XX-XX		
Sheet Subset: RD	Subset Sheets: 04 of 15		

Project No./Code
STA C800-001
16501
Sheet Number 12

\$PLOT_INFO\$

SCALE 1" = 100' HORIZ.
1" = 10' VERT.



DRAFT
12/18/2008

Print Date: 12/15/2008
File Name: 15782Profile01.dgn
Horiz. Scale: 1:100 Vert. Scale: As Noted
Unit Information Unit Leader Initials

Sheet Revisions		
Date:	Comments	Init.

Colorado Department of Transportation

Region 6

4670 Holly Street
Denver, CO 80216-6408
Phone: 303-398-6765 FAX: 303-398-6781

IDM

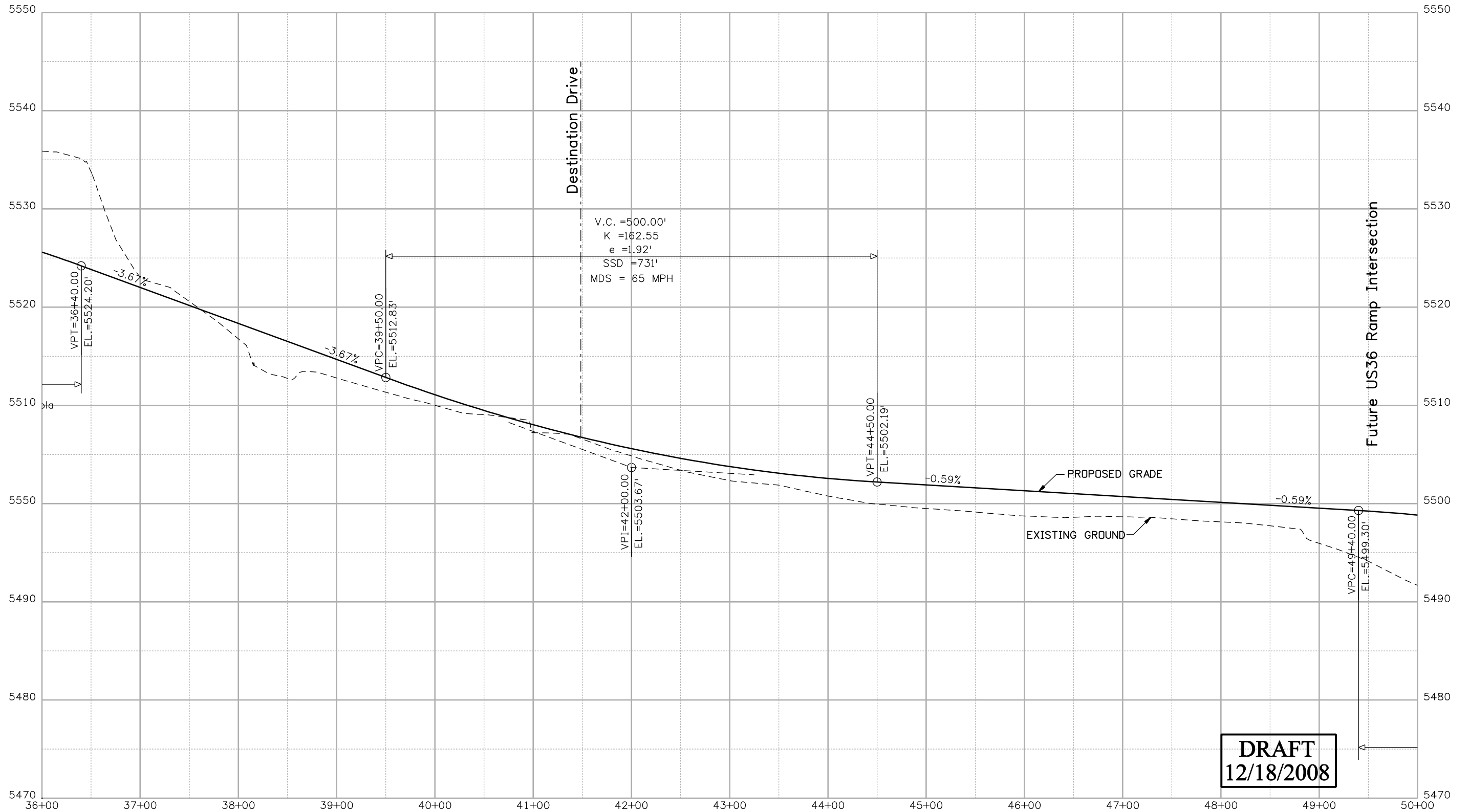
As Constructed
No Revisions:
Revised:
Void:

120TH AVE. CONNECTION			
PROFILE SHEET			
STA. 29+98 TO STA. 36+00			
Designer: XXXXXXXX	Structure Numbers	X-XX-XX	Sheet Number 13
Detailer: XXXXXXXX	Subset Sheets:	X-XX-XX	
Sheet Subset: RD	05 of 15		

Project No./Code
STA C800-001
16501

yesudaly 11:24:31 AM j:_Transportation\072208.405\15782\Design\Drawings\15782Profile01.dgn

SCALE 1" = 100' HORIZ.
1" = 10' VERT.



DRAFT
12/18/2008

Print Date: 12/15/2008	
File Name: 15782Profile02.dgn	
Horiz. Scale: 1:100	Vert. Scale: As Noted
Unit Information	Unit Leader Initials

Sheet Revisions		
Date:	Comments	Init.

Colorado Department of Transportation

4670 Holly Street
Denver, CO 80216-6408
Phone: 303-398-6765 FAX: 303-398-6781

Region 6 **IDM**

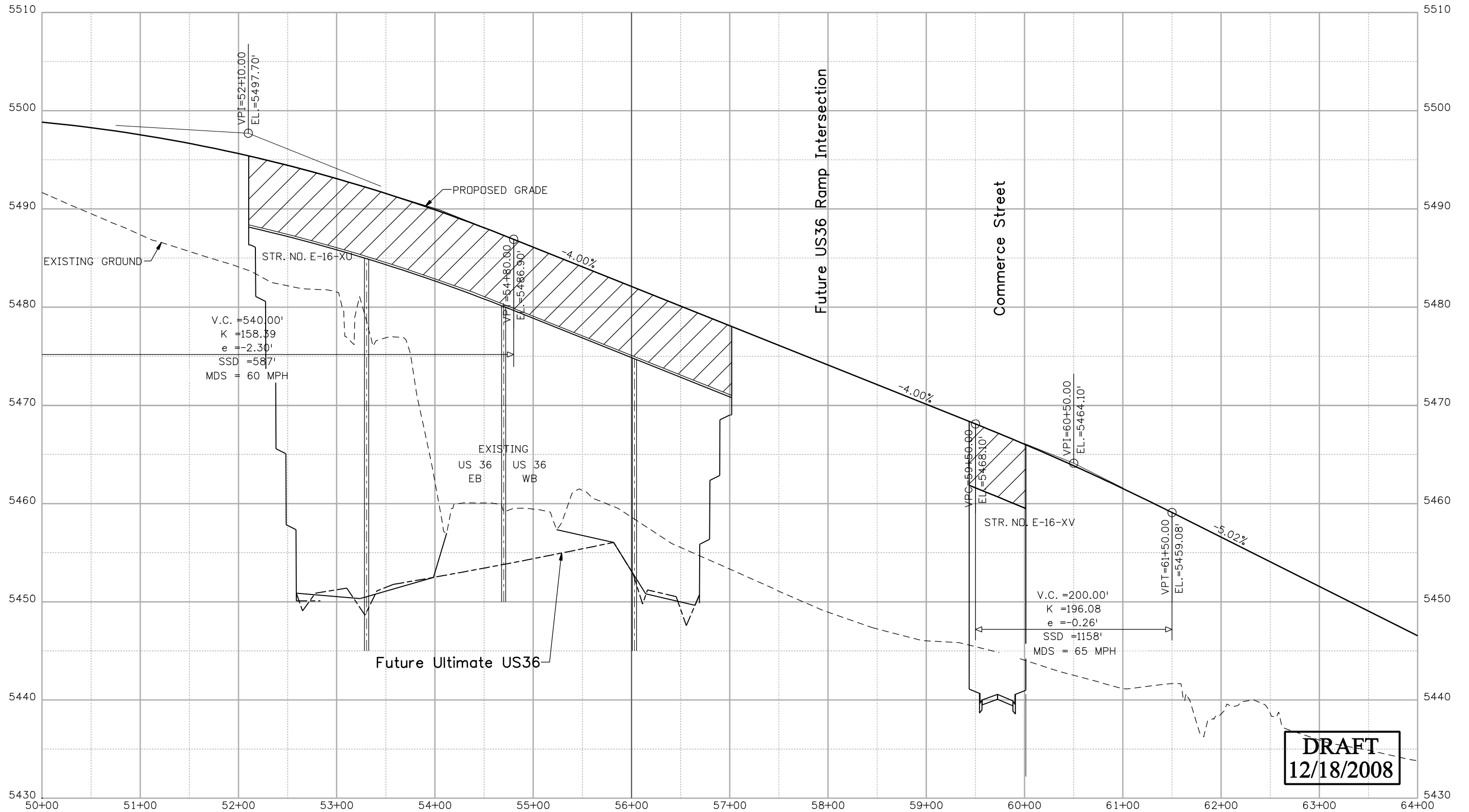
As Constructed
No Revisions:
Revised:
Void:

120TH AVE. CONNECTION			
PROFILE SHEET			
STA. 36+00 TO STA. 50+00			
Designer: XXXXXXXX	Structure Numbers: X-XX-XX		
Detailer: XXXXXXXX	Structure Numbers: X-XX-XX		
Sheet Subset: RD	Subset Sheets: 06 of 15		

Project No./Code
STA C800-001
16501
Sheet Number 14

yesaudly 11:25:25 AM J:_Transportation\072208.405\15782\Design\Drawings\15782Profile02.dgn

SCALE 1" = 100' HORIZ.
1" = 10' VERT.



DRAFT
12/18/2008

Print Date: 12/15/2008
File Name: 15782Profile03.dgn
Horiz. Scale: 1:100 Vert. Scale: As Noted
Unit Information Unit Leader Initials

Sheet Revisions		
Date:	Comments	Init.

Colorado Department of Transportation

DOT
DEPARTMENT OF TRANSPORTATION

4670 Holly Street
Denver, CO 80216-6408
Phone: 303-398-6765 FAX: 303-398-6781

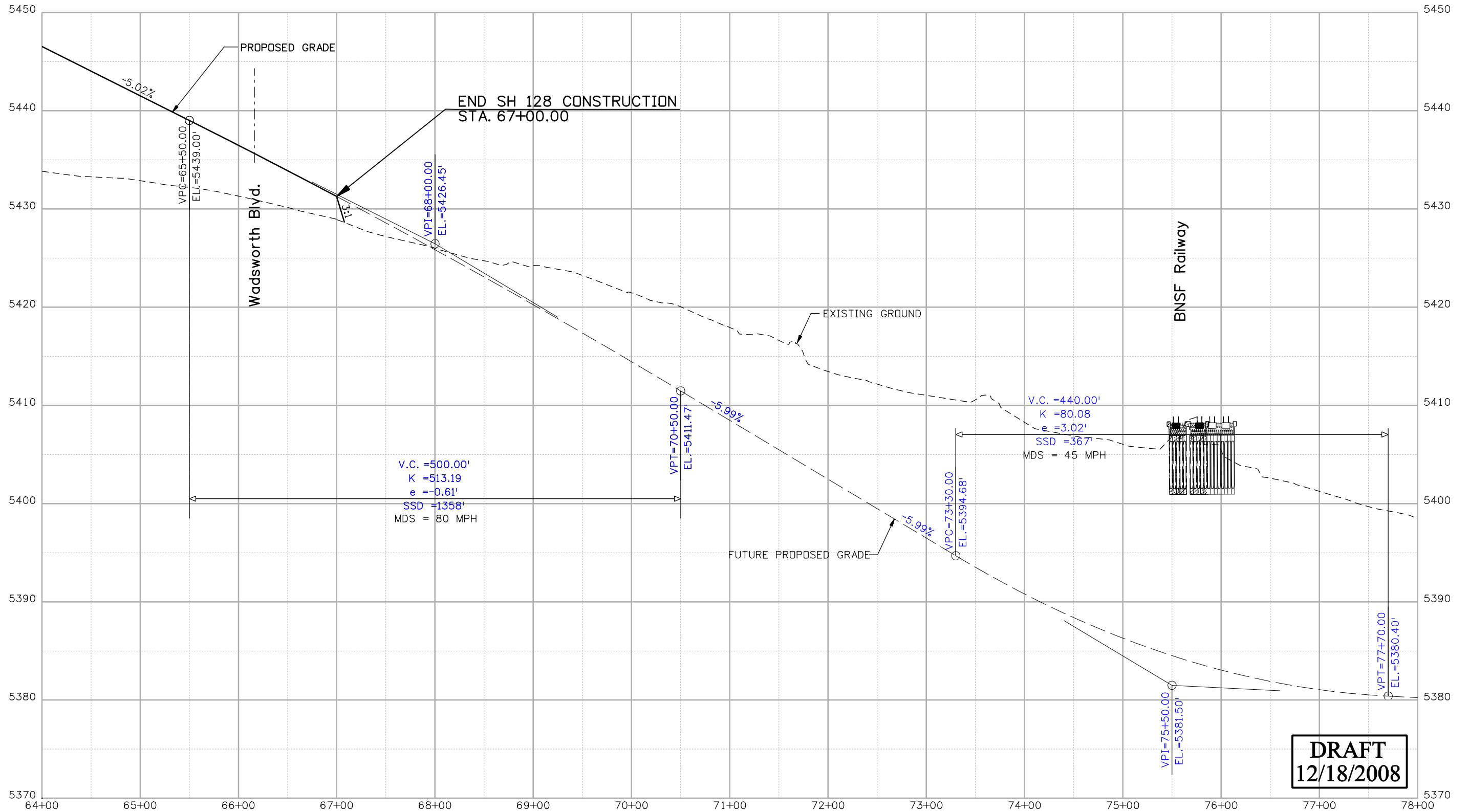
Region 6 **IDM**

As Constructed
No Revisions:
Revised:
Void:

120TH AVE. CONNECTION PROFILE SHEET STA. 50+00 TO STA. 64+00			
Designer: XXXXXXXX	Structure Numbers	X-XX-XX	Project No./Code STA C800-001 16501 Sheet Number 15
Detailer: XXXXXXXX	Subset Sheets:	X-XX-XX	
Sheet Subset: RD	07 of 15		

yesudaly 11:26:07 AM J:\Transportation\072208.405\15782\Design\Drawings\15782Profile03.dgn

SCALE 1" = 100' HORIZ.
1" = 10' VERT.



DRAFT
12/18/2008

Print Date: 12/15/2008
File Name: 15782Profile04.dgn
Horiz. Scale: 1:100 Vert. Scale: As Noted
Unit Information Unit Leader Initials

Sheet Revisions		
Date:	Comments	Init.

Colorado Department of Transportation



4670 Holly Street
Denver, CO 80216-6408
Phone: 303-398-6765 FAX: 303-398-6781

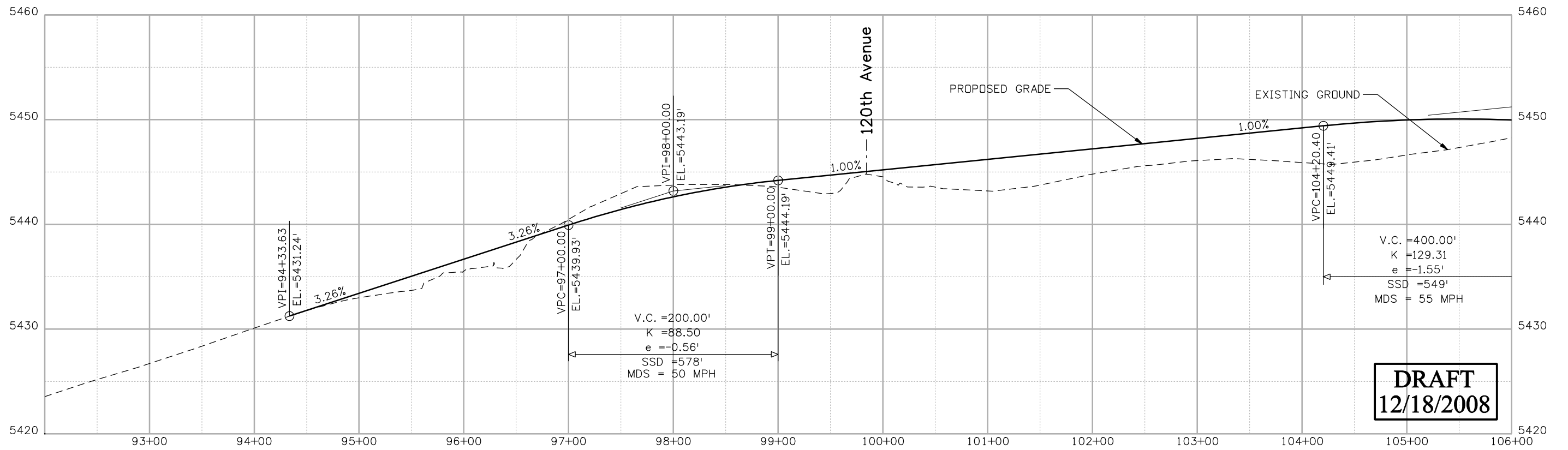
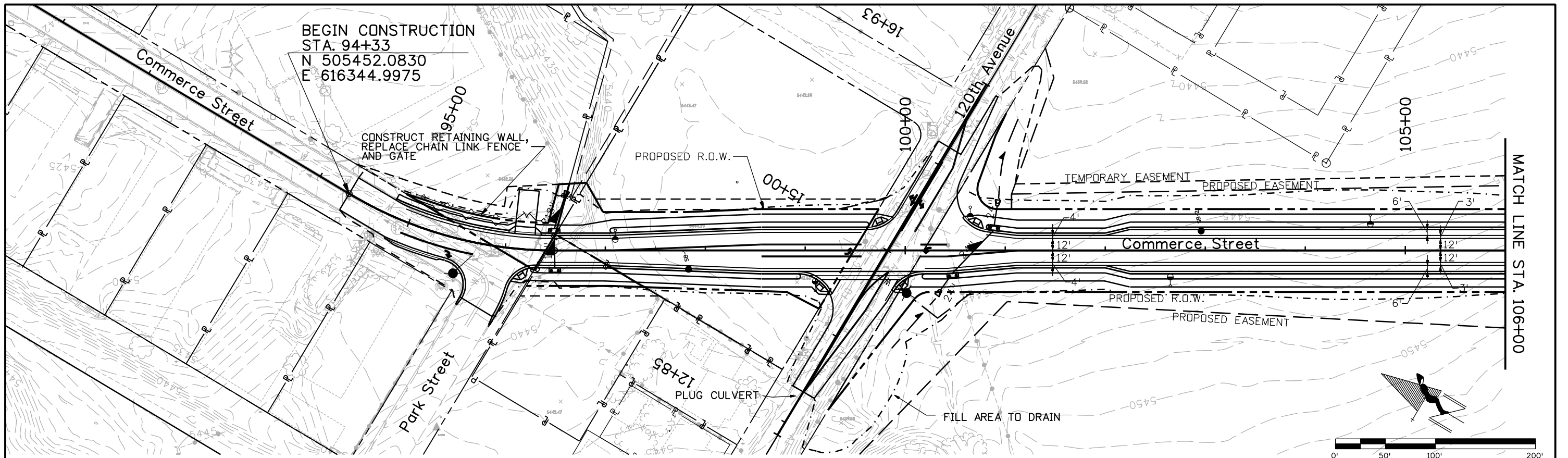
Region 6 **IDM**

As Constructed
No Revisions:
Revised:
Void:

120TH AVE. CONNECTION PROFILE SHEET STA. 64+00 TO STA. 67+00			
Designer: XXXXXXXX	Structure Numbers	X-XX-XX	Sheet Number 16
Detailer: XXXXXXXX	Subset Sheets:	X-XX-XX	
Sheet Subset: RD	08 of 15		

Project No./Code
STA C800-001
16501

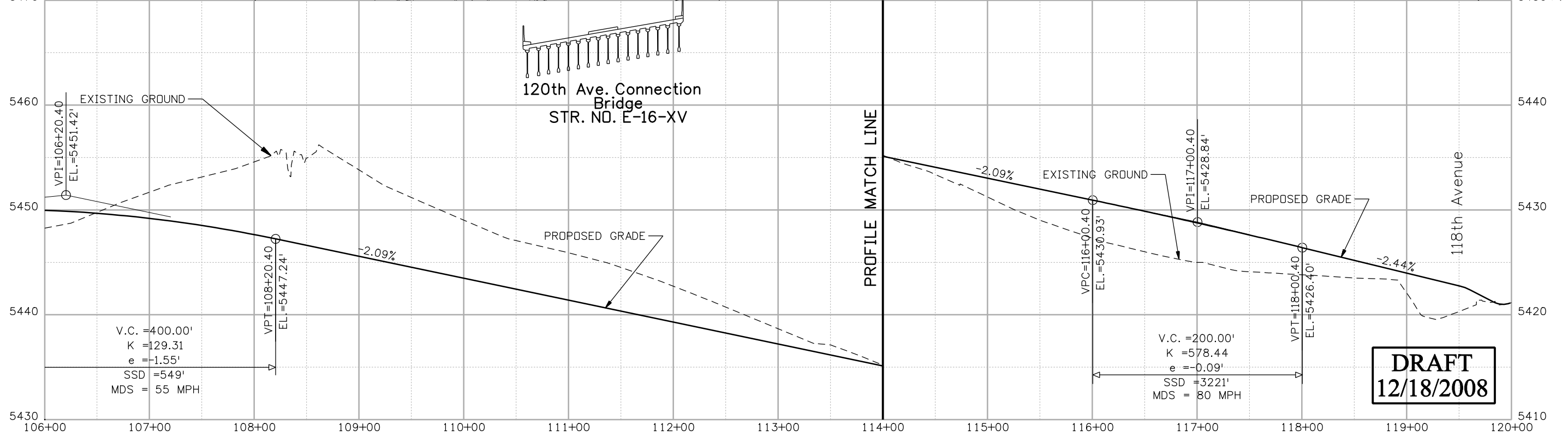
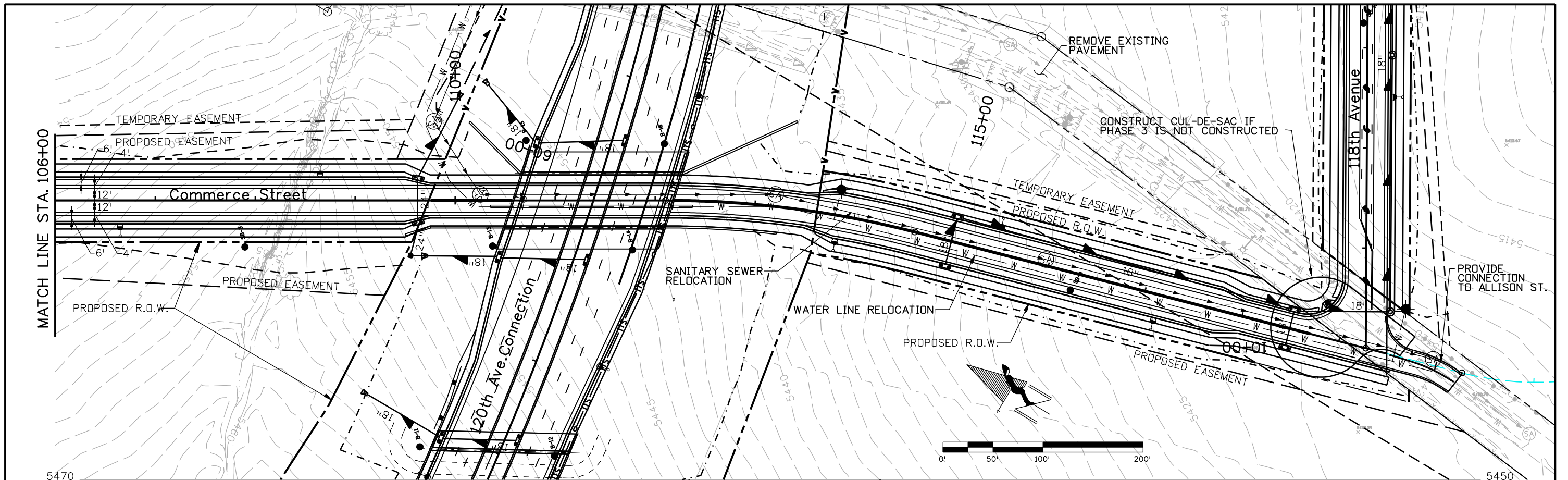
yesaudly 11:27:30 AM J:_Transportation\072208.405\15782\Design\Drawings\15782Profile04.dgn



DRAFT
12/18/2008

Print Date: 12/15/2008		Sheet Revisions			Colorado Department of Transportation 4670 Holly Street Denver, CO 80216-6408 Phone: 303-398-6765 FAX: 303-398-6781 Region 6	As Constructed No Revisions: Revised: Void:	COMMERCE STREET PLAN AND PROFILE STA. 94+33 TO STA. 106+00				Project No./Code STA C800-001 16501 Sheet Number 17
File Name: 15782PnP01.dgn		Date:	Comments:	Init.			Designer: XXXXXXXX	Structure Numbers: X-XX-XX			
Horiz. Scale: 1:100 Vert. Scale: As Noted							Detailer: XXXXXXXX	Structure Numbers: X-XX-XX			
Unit Information Unit Leader Initials							Sheet Subset: RD	Subset Sheets: 09 of 15			

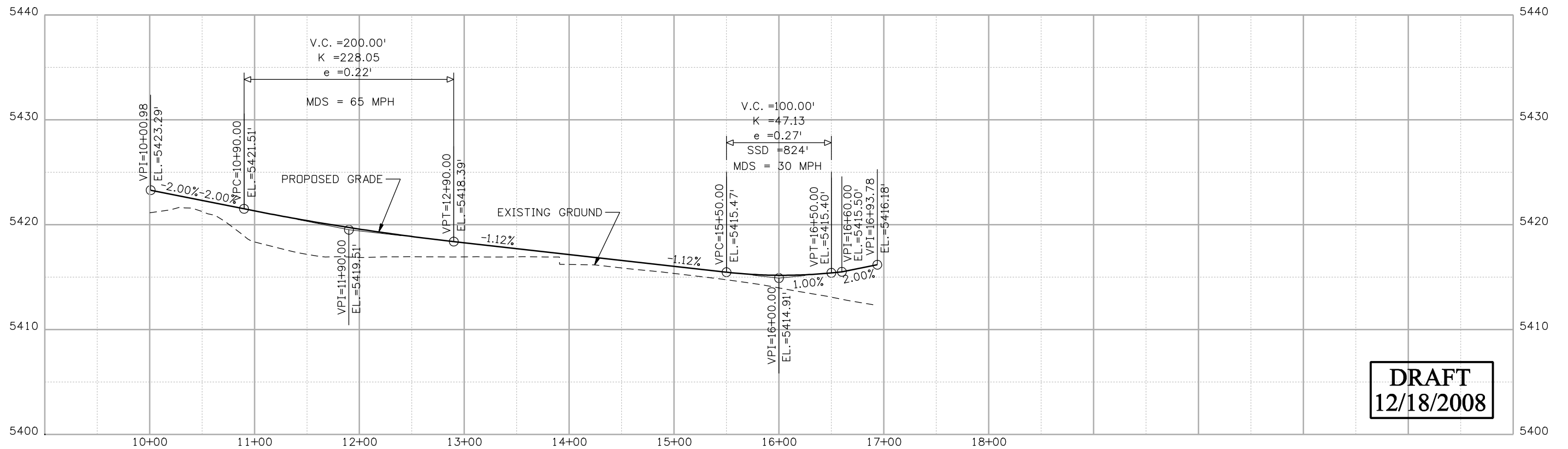
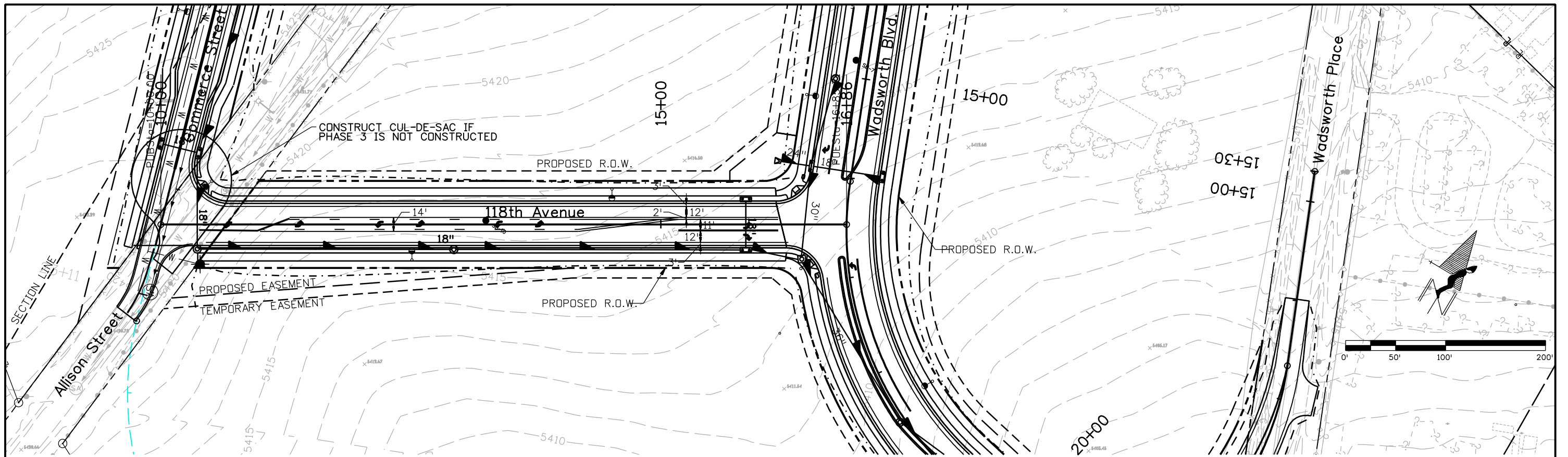
yesudely 10:52:34 AM J:_Transportation\072208.405\15782\Design\Drawings\15782PnP01.dgn




DRAFT
12/18/2008

Print Date: 12/15/2008		Sheet Revisions		Colorado Department of Transportation		As Constructed		COMMERCE STREET PLAN AND PROFILE STA. 106+00 TO STA. 119+50		Project No./Code	
File Name: 15782PnP02.dgn		Date: Comments Init.		4670 Holly Street Denver, CO 80216-6408 Phone: 303-398-6765 FAX: 303-398-6781		No Revisions:		Designer: XXXXXXXX Structure X-XX-XX		STA C800-001	
Horiz. Scale: 1:100 Vert. Scale: As Noted				Region 6 IDM		Revised:		Detailer: XXXXXXXX Numbers X-XX-XX		16501	
Unit Information Unit Leader Initials						Void:		Sheet Subset: RD Subset Sheets: 10 of 15		Sheet Number 18	

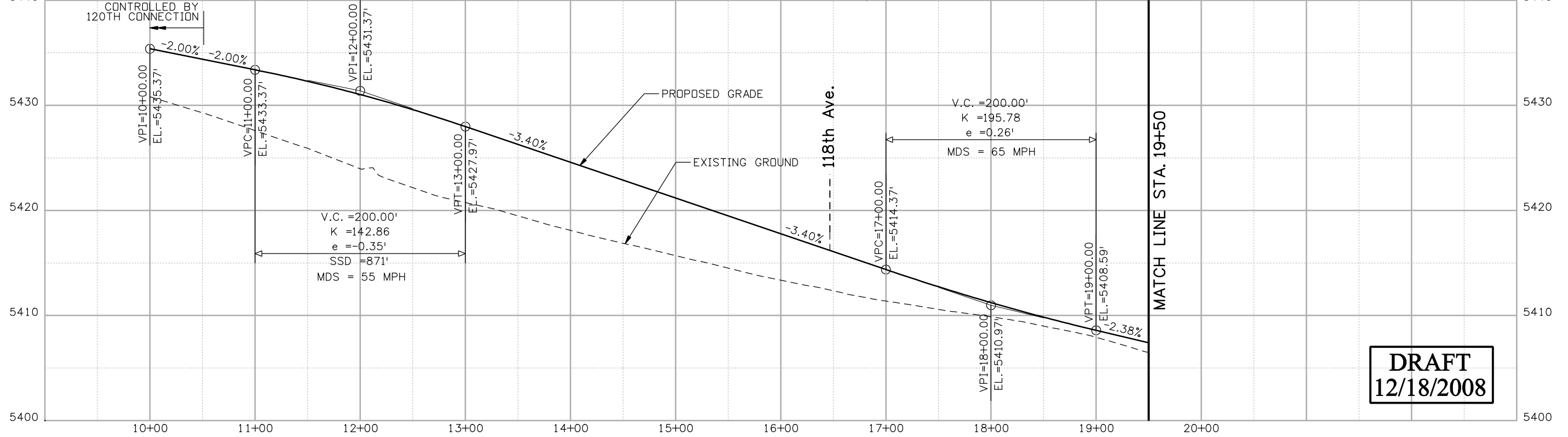
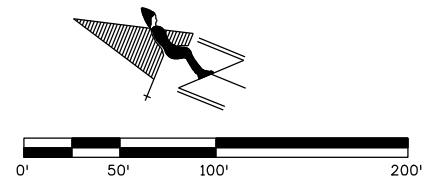
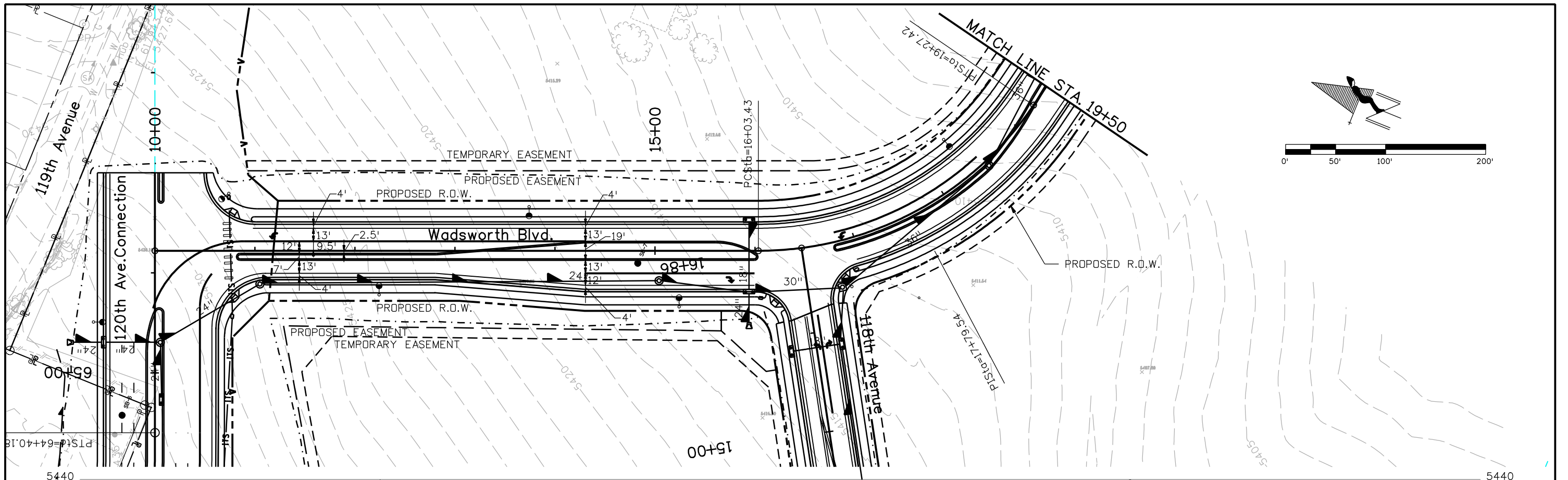
yesuduly 11:09:36 AM J:\Transportation\072208.405\15782\Design\Drawings\15782PnP02.dgn




DRAFT
12/18/2008

Print Date: 12/15/2008	<table border="1"> <thead> <tr> <th colspan="3">Sheet Revisions</th> </tr> <tr> <th>Date:</th> <th>Comments</th> <th>Init.</th> </tr> </thead> <tbody> <tr> <td> </td> <td> </td> <td> </td> </tr> <tr> <td> </td> <td> </td> <td> </td> </tr> </tbody> </table>	Sheet Revisions			Date:	Comments	Init.							Colorado Department of Transportation  4670 Holly Street Denver, CO 80216-6408 Phone: 303-398-6765 FAX: 303-398-6781 Region 6		As Constructed No Revisions:		118TH AVENUE PLAN AND PROFILE STA. 10+00 TO STA. 16+94.85		Project No./Code STA C800-001	
Sheet Revisions																					
Date:		Comments	Init.																		
File Name: 15782PnP03.dgn	Horizontal Scale: 1:100 Vertical Scale: As Noted		Revised:		Designer: XXXXXXXX Structure: X-XX-XX Detailer: XXXXXXXX Numbers: X-XX-XX		16501														
Unit Information	Unit Leader Initials		Region 6 IDM		Void:		Sheet Subset: RD Subset Sheets: 11 of 15		Sheet Number 19												

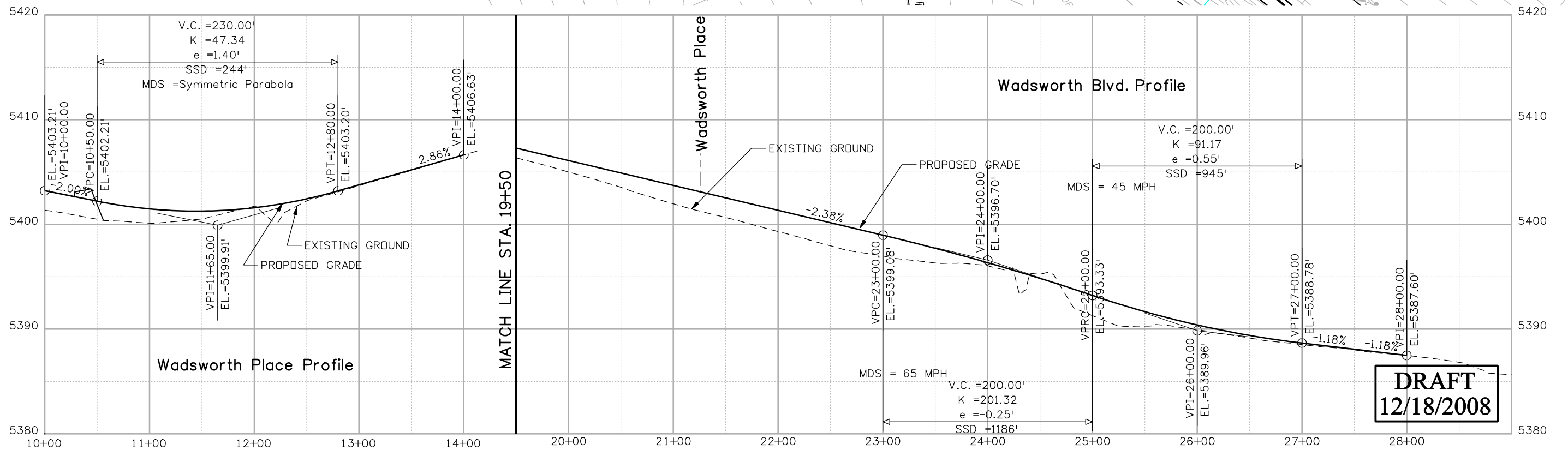
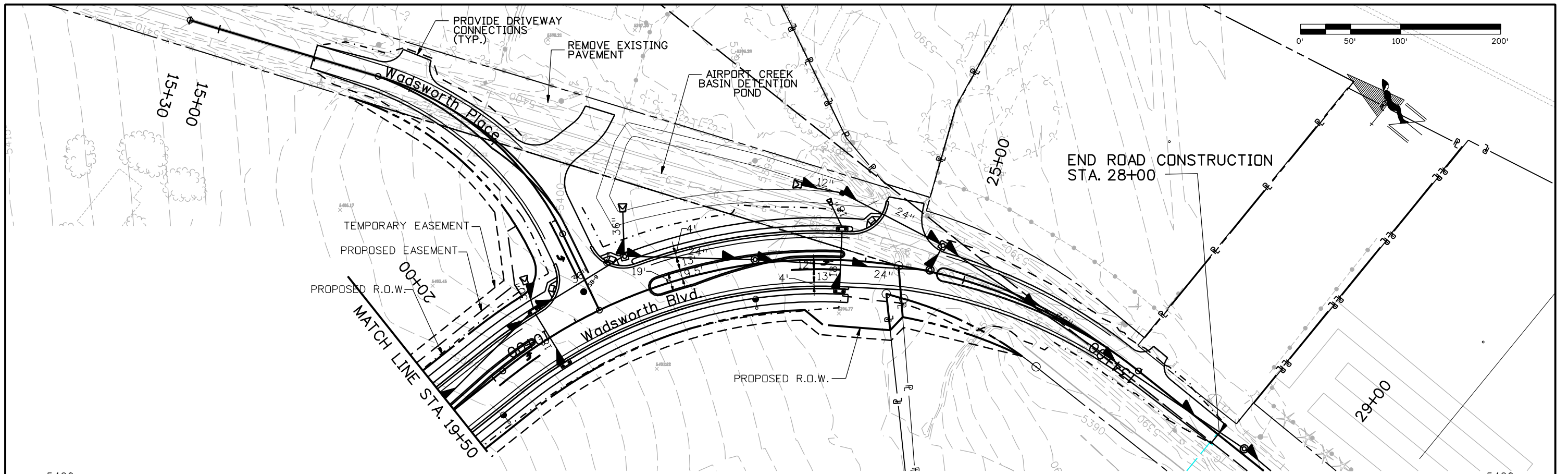
yesudely 11:11:36 AM j:_Transportation\072208.405\15782\Design\Drawings\15782PnP03.dgn



DRAFT
12/18/2008

Print Date: 12/15/2008	<table border="1"> <thead> <tr> <th colspan="3">Sheet Revisions</th> </tr> <tr> <th>Date:</th> <th>Comments</th> <th>Init.</th> </tr> </thead> <tbody> <tr> <td> </td> <td> </td> <td> </td> </tr> </tbody> </table>	Sheet Revisions			Date:	Comments	Init.				Colorado Department of Transportation  4670 Holly Street Denver, CO 80216-6408 Phone: 303-398-6765 FAX: 303-398-6781 Region 6	As Constructed No Revisions: Revised: Void:	WADSWORTH BLVD. PLAN AND PROFILE STA. 10+00 TO STA. 20+00		Project No./Code	
Sheet Revisions																
Date:		Comments	Init.													
File Name: 15782Pn04.dgn	STA C800-001															
Horiz. Scale: 1:100 Vert. Scale: As Noted	16501															
Unit Information Unit Leader Initials	Sheet Number		20		Designer: XXXXXXXX Structure Numbers: X-XX-XX Detailer: XXXXXXXX Subset Sheets: 12 of 15 Sheet Subset: RD											


yesudely 11:17:05 AM j:_Transportation\072208.405\15782\Design\Drawings\15782Pn04.dgn



Print Date: 12/15/2008
File Name: 15782PnP05.dgn
Horiz. Scale: 1:100 Vert. Scale: As Noted
Unit Information Unit Leader Initials

Sheet Revisions		
Date:	Comments	Init.

Colorado Department of Transportation



4670 Holly Street
Denver, CO 80216-6408
Phone: 303-398-6765 FAX: 303-398-6781

Region 6 IDM

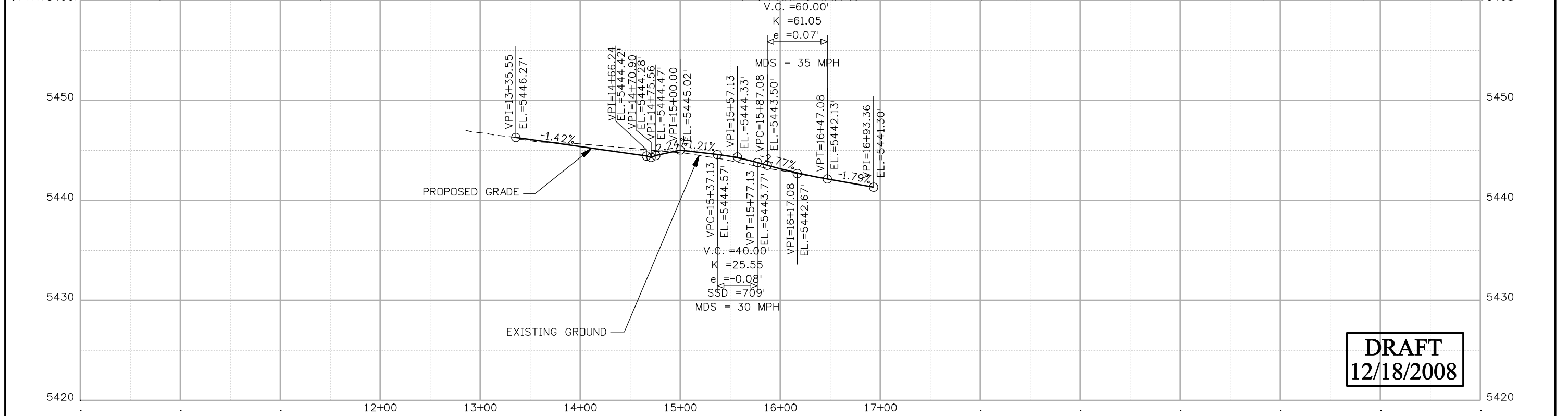
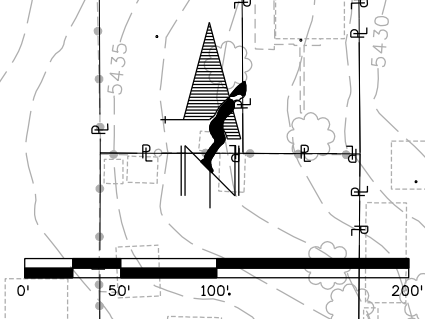
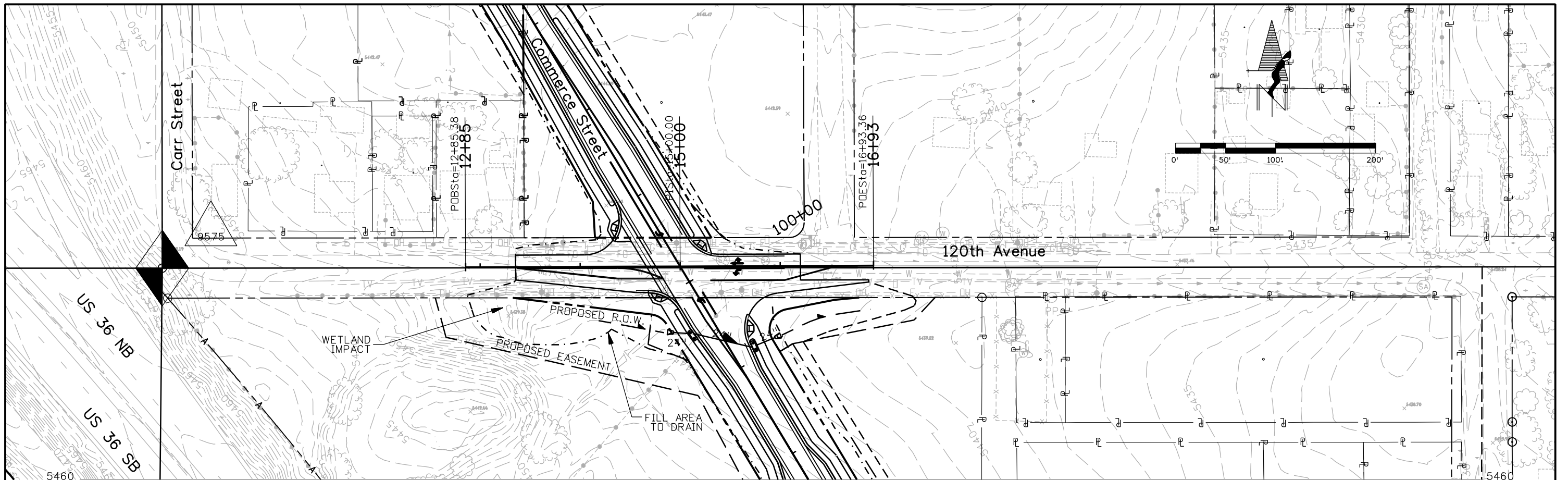
As Constructed
No Revisions:
Revised:
Void:

WADSWORTH BLVD. PLAN AND PROFILE STA. 20+00 TO STA. 28+00			
Designer: XXXXXXXX	Structure Numbers	X-XX-XX	X-XX-XX
Detailer: XXXXXXXX	Sheet Subset: RD	Subset Sheets: 13 of 15	

Project No./Code	STA C800-001
	16501
Sheet Number	21

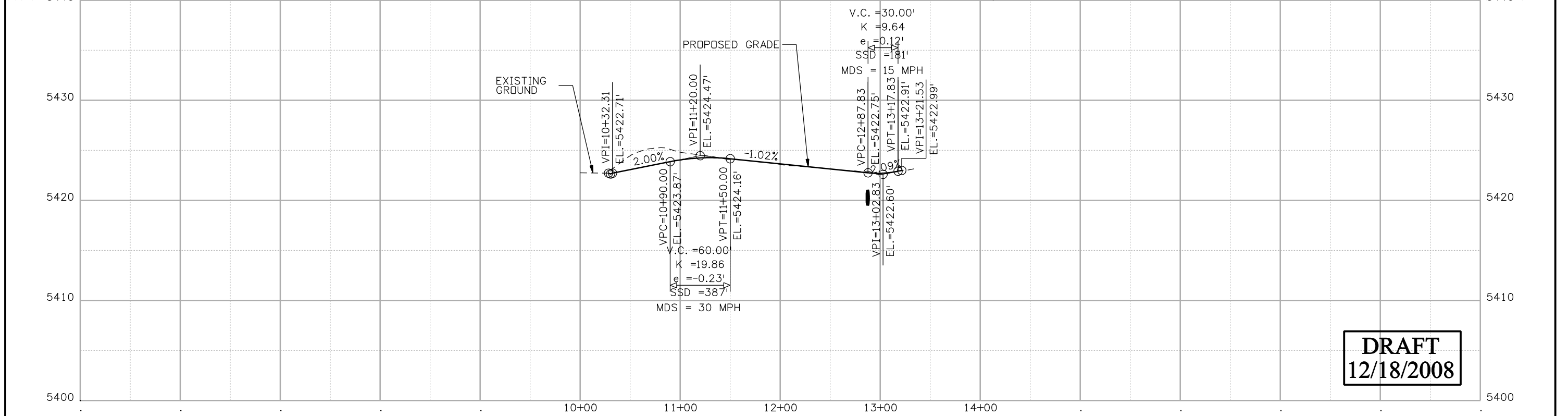
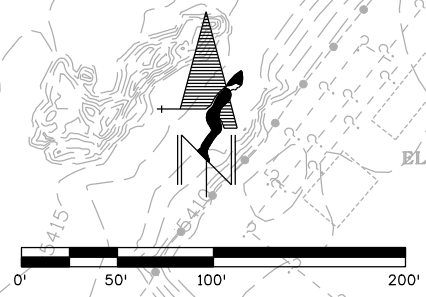
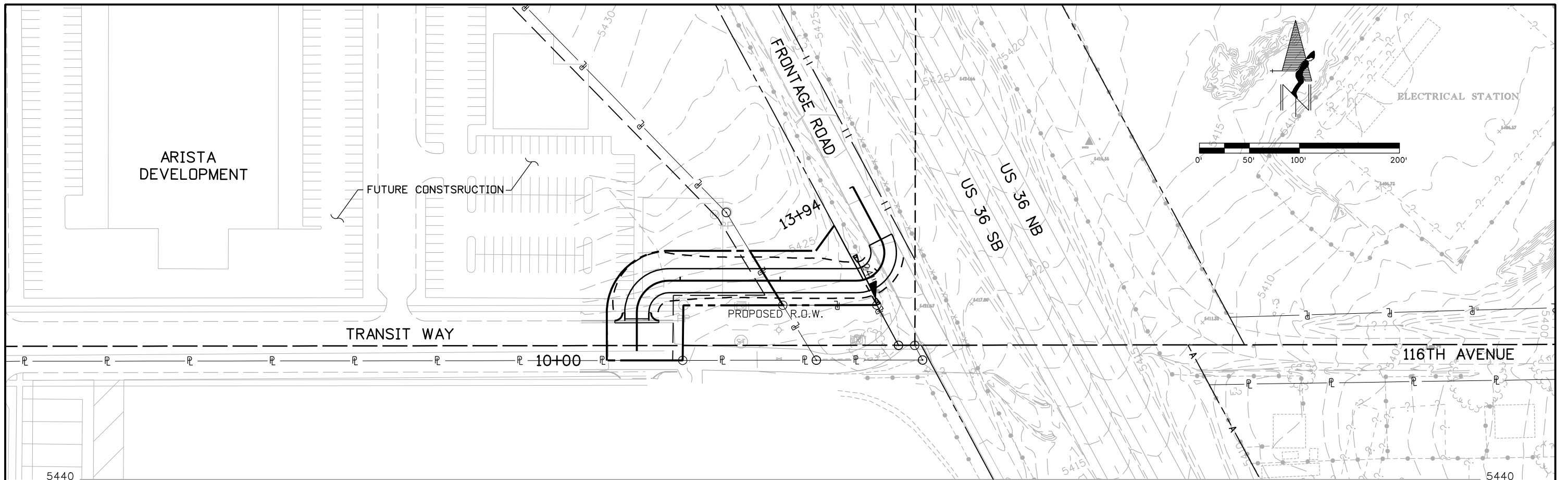
yesudely 11:19:12 AM j:\...Transportation\072208.405\15782\Design\Drawings\15782PnP05.dgn

y:\sunday 11:20:24 AM j:_Transportation\072208.405\15782\Drawings\15782Pn06.dgn



DRAFT
12/18/2008

Print Date: 12/15/2008		<table border="1"> <thead> <tr> <th colspan="3">Sheet Revisions</th> </tr> <tr> <th>Date:</th> <th>Comments</th> <th>Init.</th> </tr> </thead> <tbody> <tr> <td> </td> <td> </td> <td> </td> </tr> <tr> <td> </td> <td> </td> <td> </td> </tr> </tbody> </table>		Sheet Revisions			Date:	Comments	Init.							Colorado Department of Transportation  4670 Holly Street Denver, CO 80216-6408 Phone: 303-398-6765 FAX: 303-398-6781 Region 6		As Constructed No Revisions: Revised: Void:		120TH AVENUE PLAN AND PROFILE				Project No./Code	
Sheet Revisions																									
Date:	Comments	Init.																							
File Name: 15782Pn06.dgn		Designer: XXXXXXXX Detailer: XXXXXXXX Sheet Subset: RD		Structure Numbers: X-XX-XX Subset Sheets: 14 of 15		STA C800-001 16501 Sheet Number 22																			
Horiz. Scale: 1:100		Unit Information		Vertical Scale: As Noted Unit Leader Initials		000 (R-X)		MDS = 30 MPH MDS = 35 MPH		120TH AVENUE PLAN AND PROFILE		Project No./Code STA C800-001 16501 Sheet Number 22													




DRAFT
12/18/2008

Print Date: 12/15/2008
File Name: 15782PnP07.dgn
Horiz. Scale: 1:100 Vert. Scale: As Noted
Unit Information Unit Leader Initials

Sheet Revisions		
Date:	Comments	Init.

Colorado Department of Transportation



4670 Holly Street
Denver, CO 80216-6408
Phone: 303-398-6765 FAX: 303-398-6781

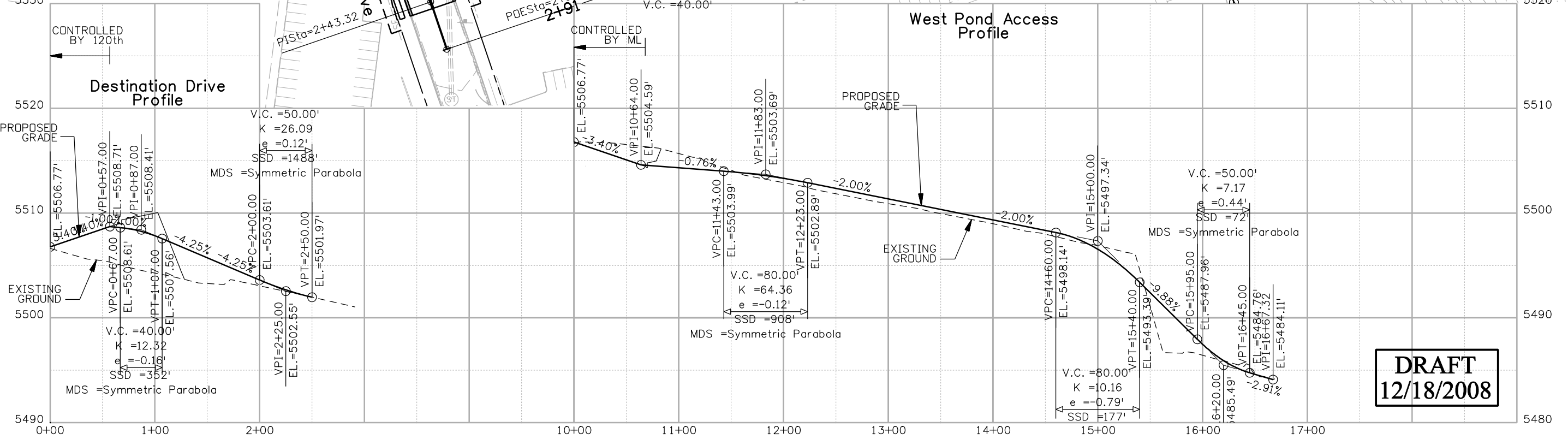
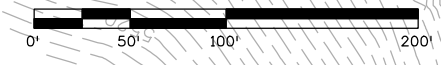
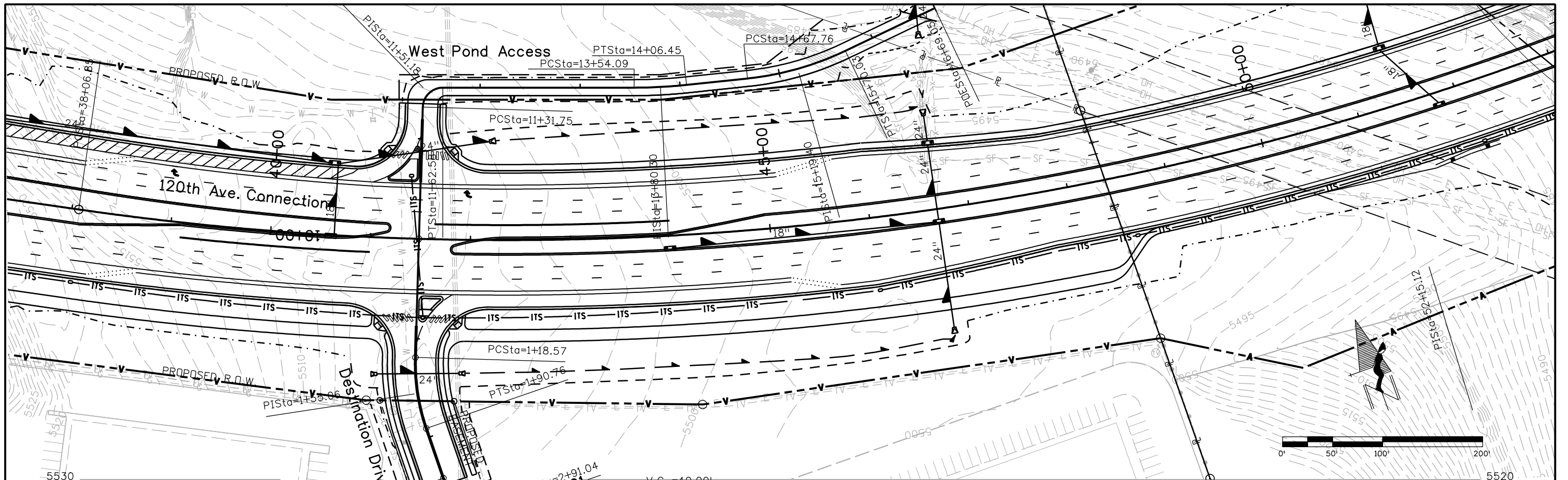
Region 6 IDM

As Constructed
No Revisions:
Revised:
Void:

FRONTAGE ROAD ACCESS PLAN AND PROFILE			
Designer:	EN	Structure	X-XX-XX
Detailer:	EN	Numbers	X-XX-XX
Sheet Subset:	RD	Subset Sheets:	15 of 15

Project No./Code
STA C800-001
16501
Sheet Number 23

yesudely 11:21:43 AM j:_Transportation\072208.405\15782\Design\Drawings\15782PnP07.dgn



DRAFT
12/18/2008

Print Date: 12/15/2008
File Name: 15782PnP08.dgn
Horiz. Scale: 1:100 Vert. Scale: As Noted
Unit Information Unit Leader Initials

Sheet Revisions		
Date:	Comments	Init.

Colorado Department of Transportation



4670 Holly Street
Denver, CO 80216-6408
Phone: 303-398-6765 FAX: 303-398-6781

Region 6 **IDM**

As Constructed
No Revisions:
Revised:
Void:

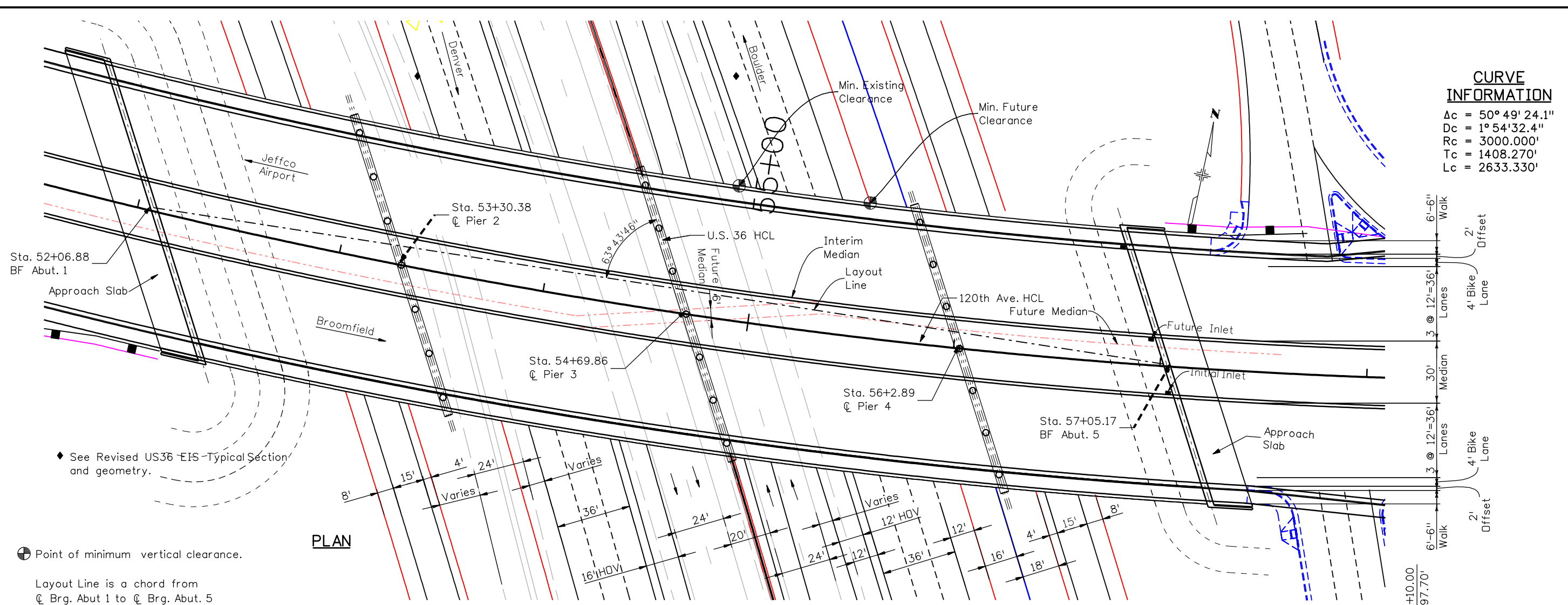
DESTINATION DRIVE AND WEST POND ACCESS PLAN AND PROFILE			
Designer:	EN	Structure	X-XX-XX
Detailer:	EN	Numbers	X-XX-XX
Sheet Subset:	RD	Subset Sheets:	XXX of XXX

Project No./Code
STA C800-001
16501
Sheet Number 24

yesuduly 11:23:12 AM j:_Transportation\072208.405\15782\Design\Drawings\15782PnP08.dgn

CURVE INFORMATION

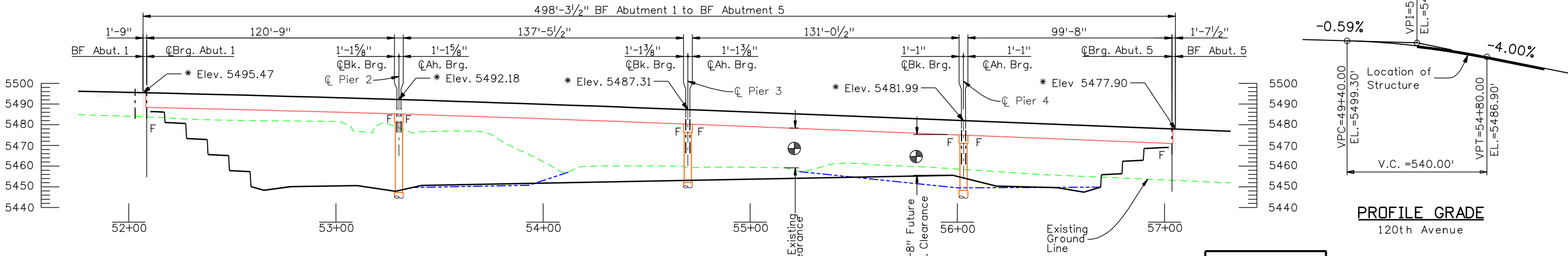
Δc = 50° 49' 24.1"
 Dc = 1° 54' 32.4"
 Rc = 3000.000'
 Tc = 1408.270'
 Lc = 2633.330'



PLAN

⊙ Point of minimum vertical clearance.

Layout Line is a chord from
 C/Brg. Abut. 1 to C/Brg. Abut. 5



SECTION

(Taken along 120th Ave. HCL
 * Elevations at Top of Finished Grade)

DRAFT
 01/29/2009

Revision Dates (Preliminary Stage Only)	
MM/YY	MM/YY

Design		Detail		Quantities	
Designed By	Checked By	INITIAL	DATE	INITIAL	DATE

Print Date: 1/29/2009
File Name: 15782_E-16-XU_PH1 01.dgn
Horiz. Scale: 1:1 Vert. Scale: As Noted
Staff Bridge Branch - Unit 0224 JIE

Sheet Revisions		
Date:	Comments	Init.

Colorado Department of Transportation
 4201 East Arkansas Avenue
 Room 107
 Denver, CO 80222
 Phone: 303-757-9486 FAX: 303-757-9197

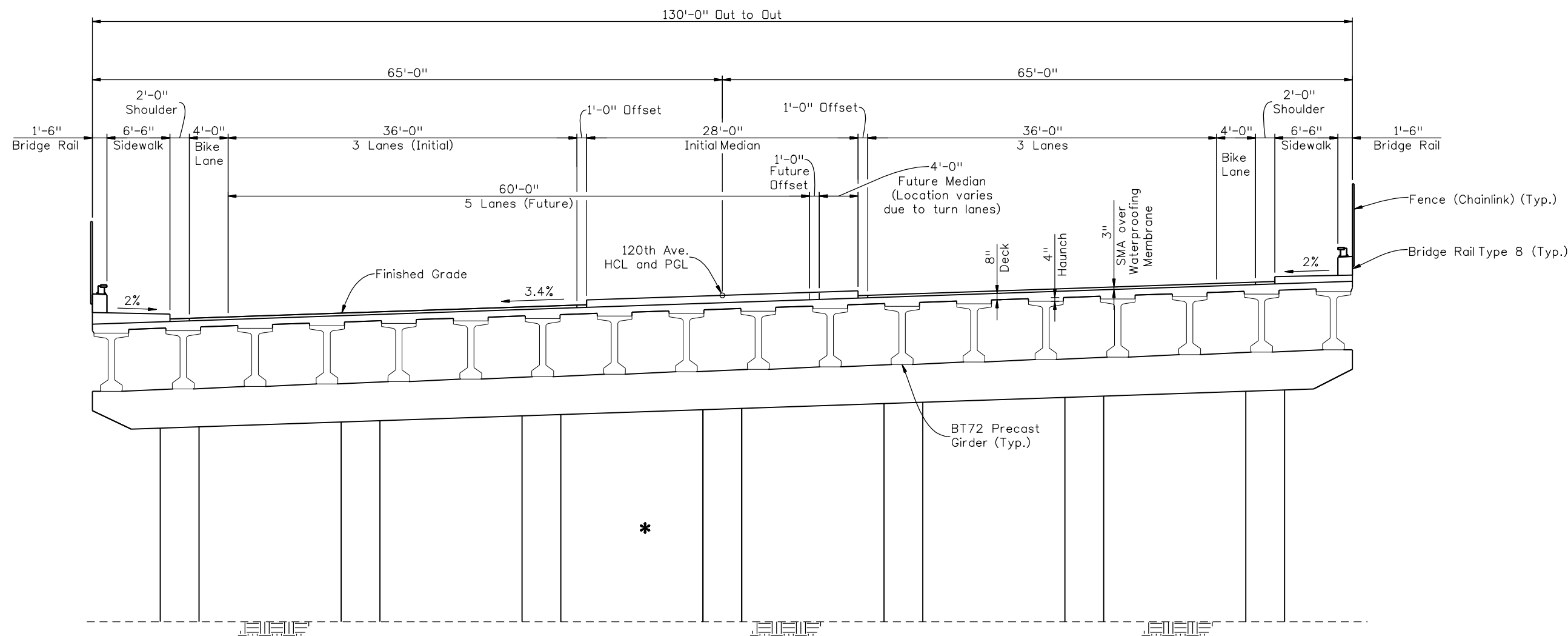
Staff Bridge Branch **JIE**

As Constructed
No Revisions:
Revised:
Void:

GENERAL LAYOUT			
120th Avenue Connection			
120th Avenue over US 36 Bridge			
Designer:	M. Mohseni	Structure Numbers	E-16-XU
Detailer:	T. Edwards	Sheet Subset:	Bridge
Sheet Subset:	Bridge	Subset Sheets:	B 1 of 3

Project No./Code
STA C800-001
16501
Sheet Number 25

DRAFT
12/18/2008



TYPICAL SECTION

* Future U.S. 36 per DEIS Phase 2 or DEIS Phase 4 are subject to change per FEIS Preferred Alternative.

Design		Detail		Quantities	
INITIAL	DATE	INITIAL	DATE	INITIAL	DATE
Designed By	MM/YY	TOE	MM/YY	Quantities By	MM/YY
Checked By	MM/YY	MM	MM/YY	Checked By	MM/YY
	XXX				XXX

Print Date: 12/17/2008
File Name: 15782_E-16-XU_Sect.dgn
Horiz. Scale: 1:1 Vert. Scale: As Noted
Staff Bridge Branch - Unit 0224 JIE

Sheet Revisions		
Date:	Comments	Init.

Colorado Department of Transportation
4201 East Arkansas Avenue
Room 107
Denver, CO 80222
Phone: 303-757-9486 FAX: 303-757-9197

Staff Bridge Branch **JIE**

As Constructed
No Revisions:
Revised:
Void:

TYPICAL SECTION			
Designer:	M. Mohseni	Structure Numbers	E-16-XU
Detailer:	T. Edwards	Subset Sheets:	B 2 of 3
Sheet Subset:	Bridge		

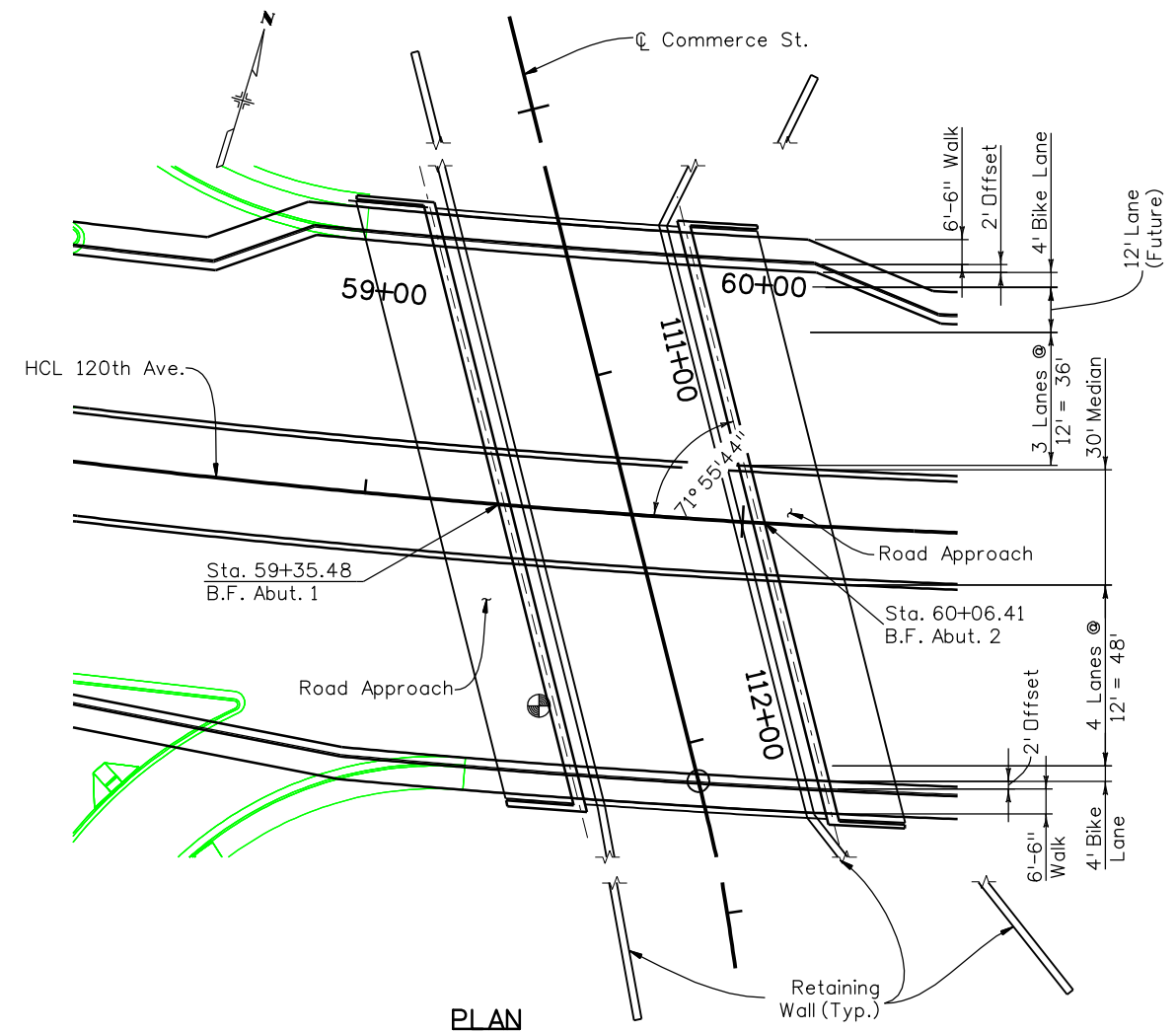
Project No./Code
STA C800-001
16501
Sheet Number 26

Naszakowski 8:30:51 AM j:_Transportation\072208.405\15782_Bridge\Drawings\15782_E-16-XU_Sect.dgn

DRAFT
12/18/2008

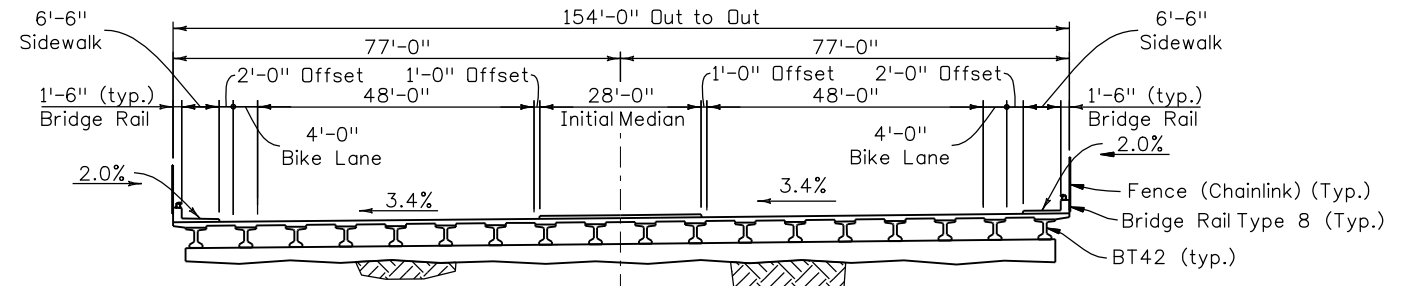
CURVE INFORMATION

Δc	= 50° 49' 24.1"
D_c	= 1° 54' 32.4"
R_c	= 3000.000'
T_c	= 1408.270'
L_c	= 2633.330'

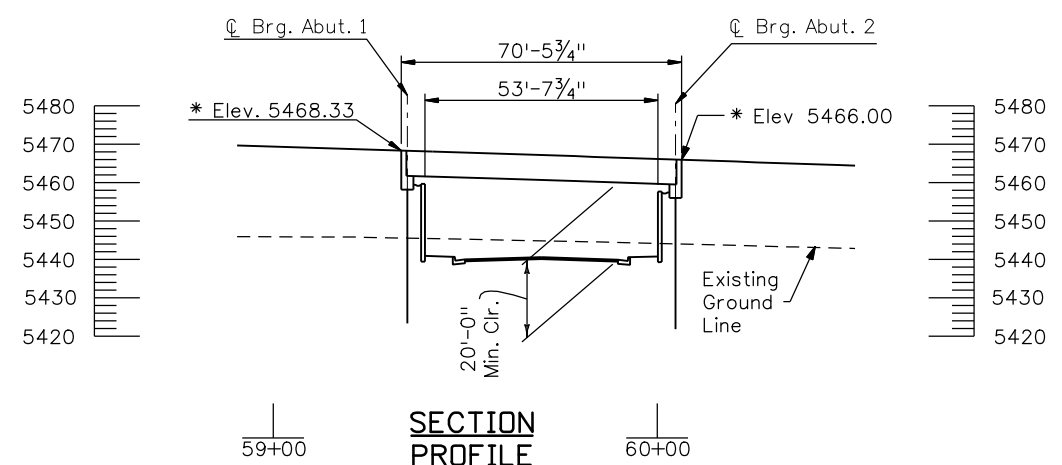


PLAN

⊙ Point of minimum vertical clearance.
(Layout Line is a chord from C.L. Brg. Abut. 1 to C.L. Brg. Abut. 2)

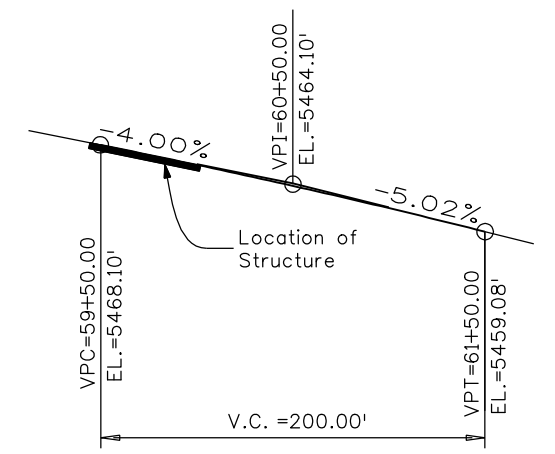


SECTION
120th Ave



SECTION PROFILE VIEW

(Taken along HCL 120th Ave.)
* Elevations at Top of Finished Grade)



PROFILE GRADE
120th Avenue

Revision Dates (Preliminary Stage Only)

MM/YY	MM/YY

Design		Detail		Quantities	
INITIAL	DATE	INITIAL	DATE	INITIAL	DATE
Designed By	06-08	Detailed By	06-08	Quantities By	06-08
Checked By	XXX	Checked By	XXX	Checked By	XXX

Print Date: 12/18/2008
File Name: 15782_E-16-XV_PH1 01.dgn
Horiz. Scale: 1:1 Vert. Scale: As Noted
Staff Bridge Branch - Unit 0224 JIE

Sheet Revisions

Date:	Comments	Init.

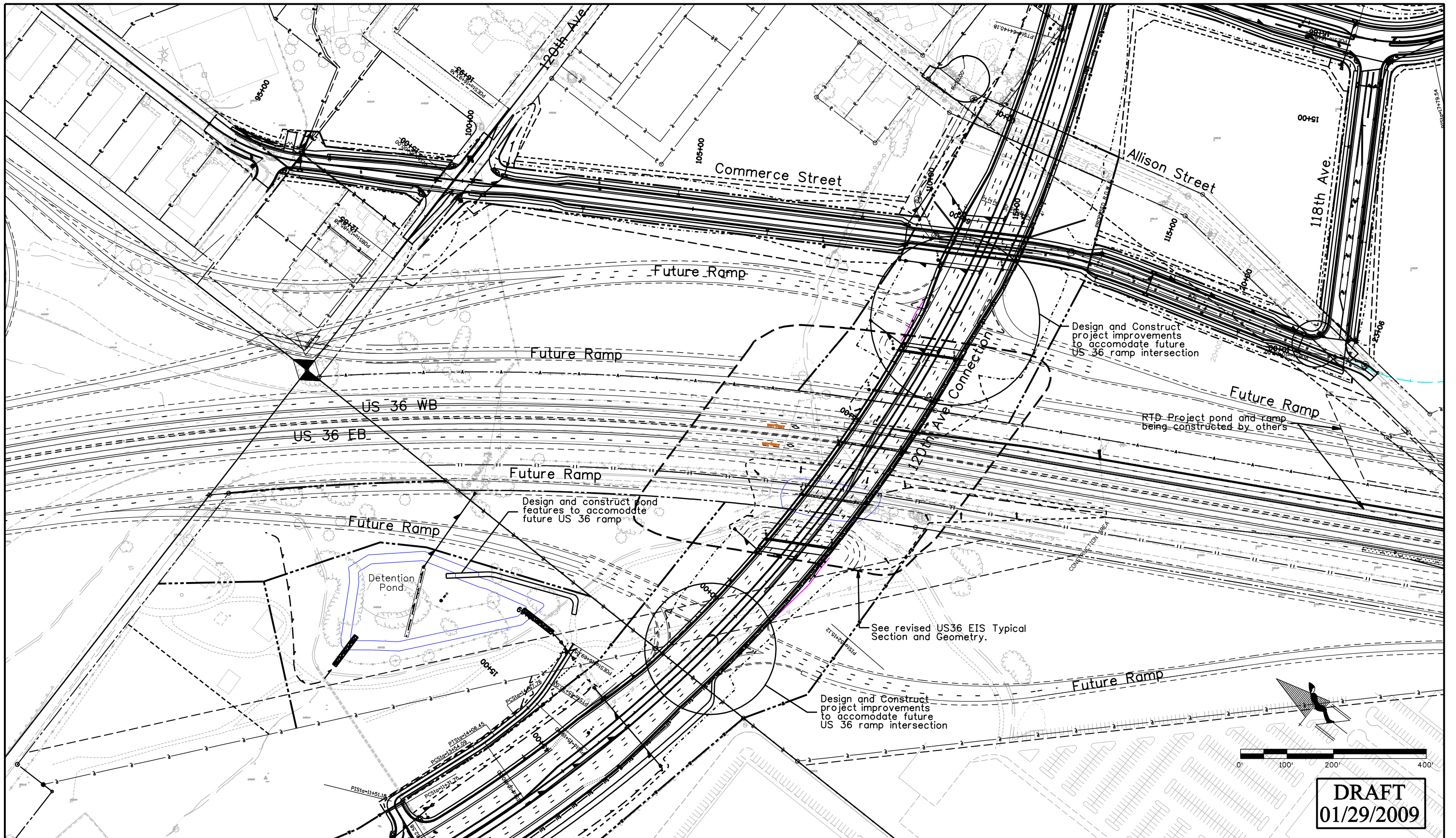
Colorado Department of Transportation
4201 East Arkansas Avenue
Room 107
Denver, CO 80222
Phone: 303-757-9486 FAX: 303-757-9197
Staff Bridge Branch JIE

As Constructed
No Revisions:
Revised:
Void:

GENERAL LAYOUT
120th Avenue Connection
120th Avenue over COMMERCE ST.

Designer:	M. Mohseni	Structure Numbers	E-16-XV
Detailer:	T. Edwards	Subset Sheets:	B 3 of 3

Project No./Code
STA C800-001
16501
Sheet Number **27**



DRAFT
01/29/2009

Print Date: 1/29/2009
 File Name: 15782Plan Ult.dgn
 Horiz. Scale: 1:200 Vert. Scale: As Noted
 Unit Information Unit Leader Initials

Sheet Revisions		
Date:	Comments	Init.

Colorado Department of Transportation

 4670 Holly Street
 Denver, CO 80216-6408
 Phone: 303-398-6765 FAX: 303-398-6781
 Region 6 IDM

As Constructed
 No Revisions:
 Revised:
 Void:

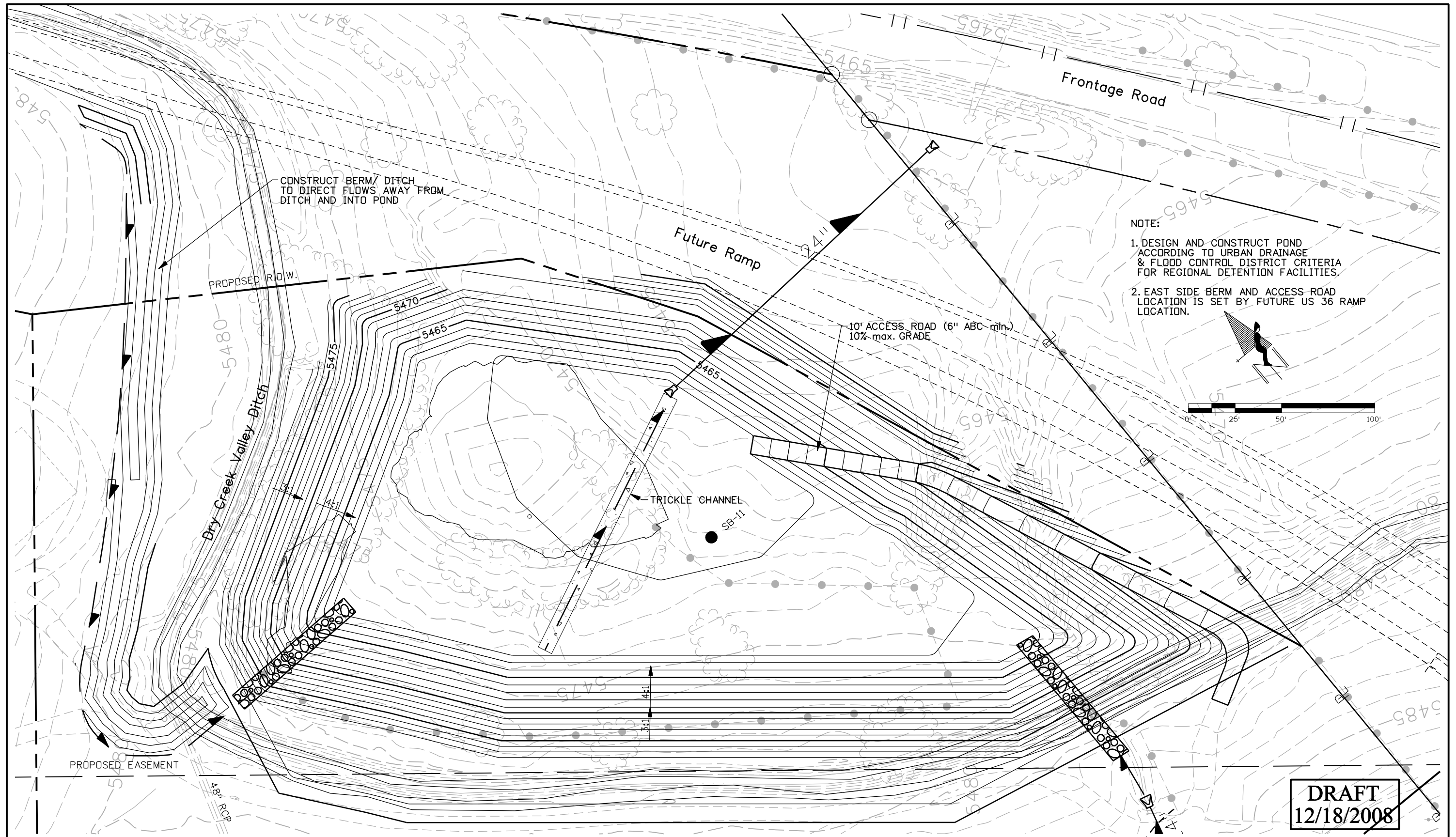
120TH AVE. CONNECTION
 FUTURE IMPROVEMENTS

Designer: XXXXXXXX	Structure Numbers: X-XX-XX
Detailer: XXXXXXXX	X-XX-XX
Sheet Subset: US36	Subset Sheets: 1 of 1

Project No./Code
 STA C800-001
 16501
 Sheet Number **28**

\$PLOT_INFO\$

yesuduly 12:13:52 PM J:_Transportation\072208.405\15782\Design\Drawings\15782PondGr01.dgn



Print Date: 12/15/2008
File Name: 15782PondGr01.dgn
Horiz. Scale: 1:50 Vert. Scale: As Noted
Unit Information Unit Leader Initials

Sheet Revisions		
Date:	Comments	Init.

Colorado Department of Transportation



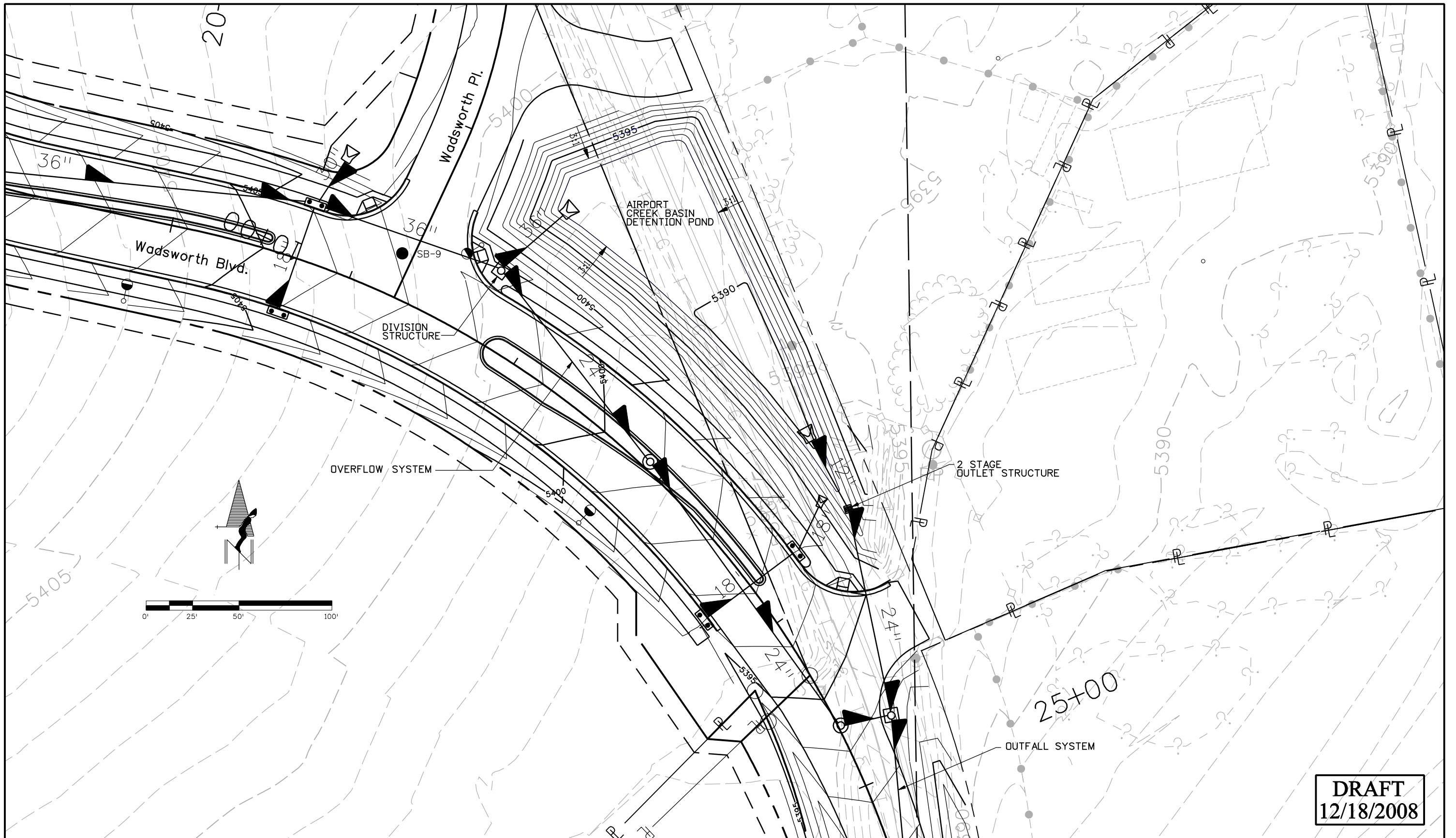
4670 Holly Street
Denver, CO 80216-6408
Phone: 303-398-6765 FAX: 303-398-6781

Region 6 IDM

As Constructed
No Revisions:
Revised:
Void:

WEST DETENTION POND GRADING PLAN			
Designer:	AB	Structure Numbers:	X-XX-XX
Detailer:	AB	Subset Sheets:	X-XX-XX
Sheet Subset:	GR	01 OF 02	

Project No./Code	STA C800-001
	16501
Sheet Number	29



DRAFT
12/18/2008

Print Date: 12/15/2008
File Name: 15782PondGr02.dgn
Horiz. Scale: 1:50 Vert. Scale: As Noted
Unit Information Unit Leader Initials

Sheet Revisions		
Date:	Comments	Init.

Colorado Department of Transportation

 4670 Holly Street
 Denver, CO 80216-6408
 Phone: 303-398-6765 FAX: 303-398-6781
 Region 6 IDM

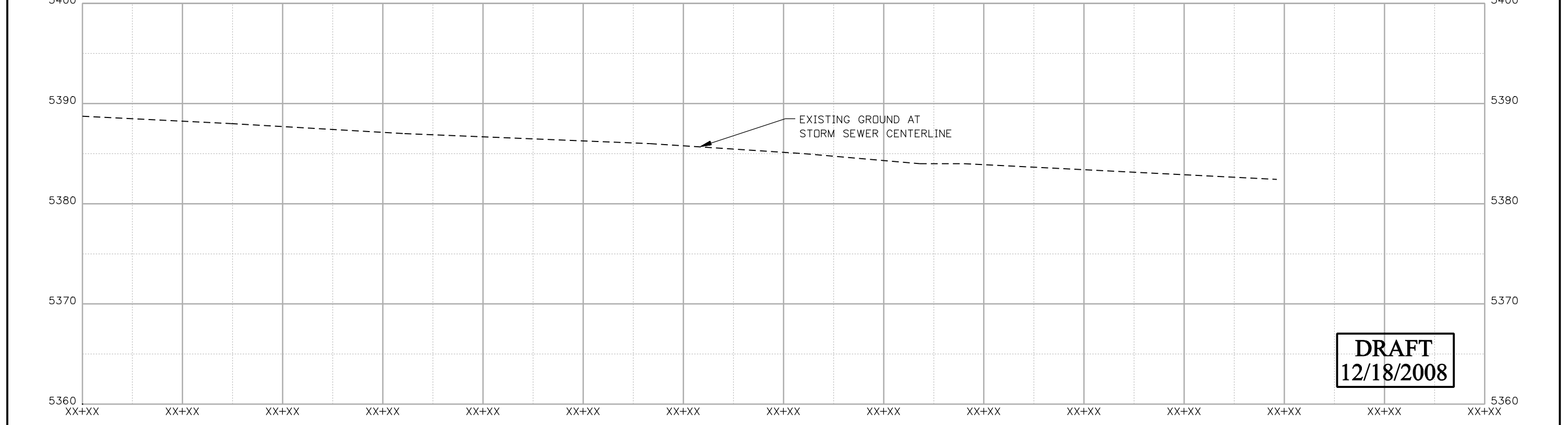
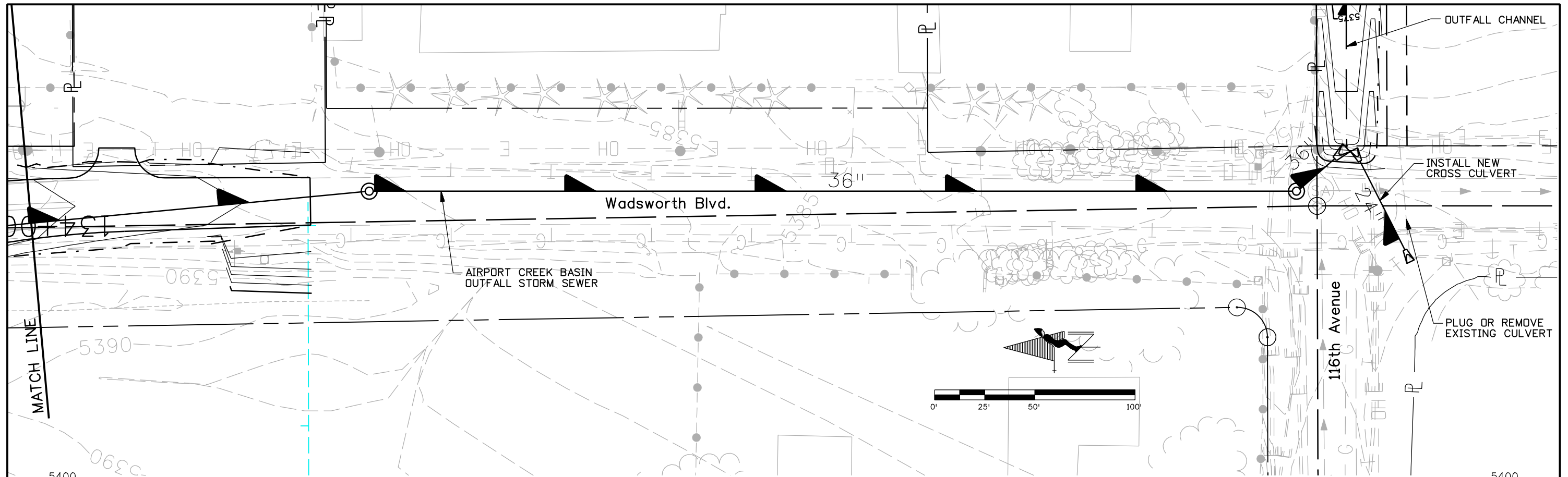
As Constructed
No Revisions:
Revised:
Void:

AIRPORT CREEK BASIN DETENTION POND GRADING PLAN			
Designer: XXXXXXXX	Structure Numbers	X-XX-XX	X-XX-XX
Detailer: XXXXXXXX	Sheet Subset: GR	Subset Sheets: 02 of 02	

Project No./Code
STA C800-001
16501
Sheet Number 30

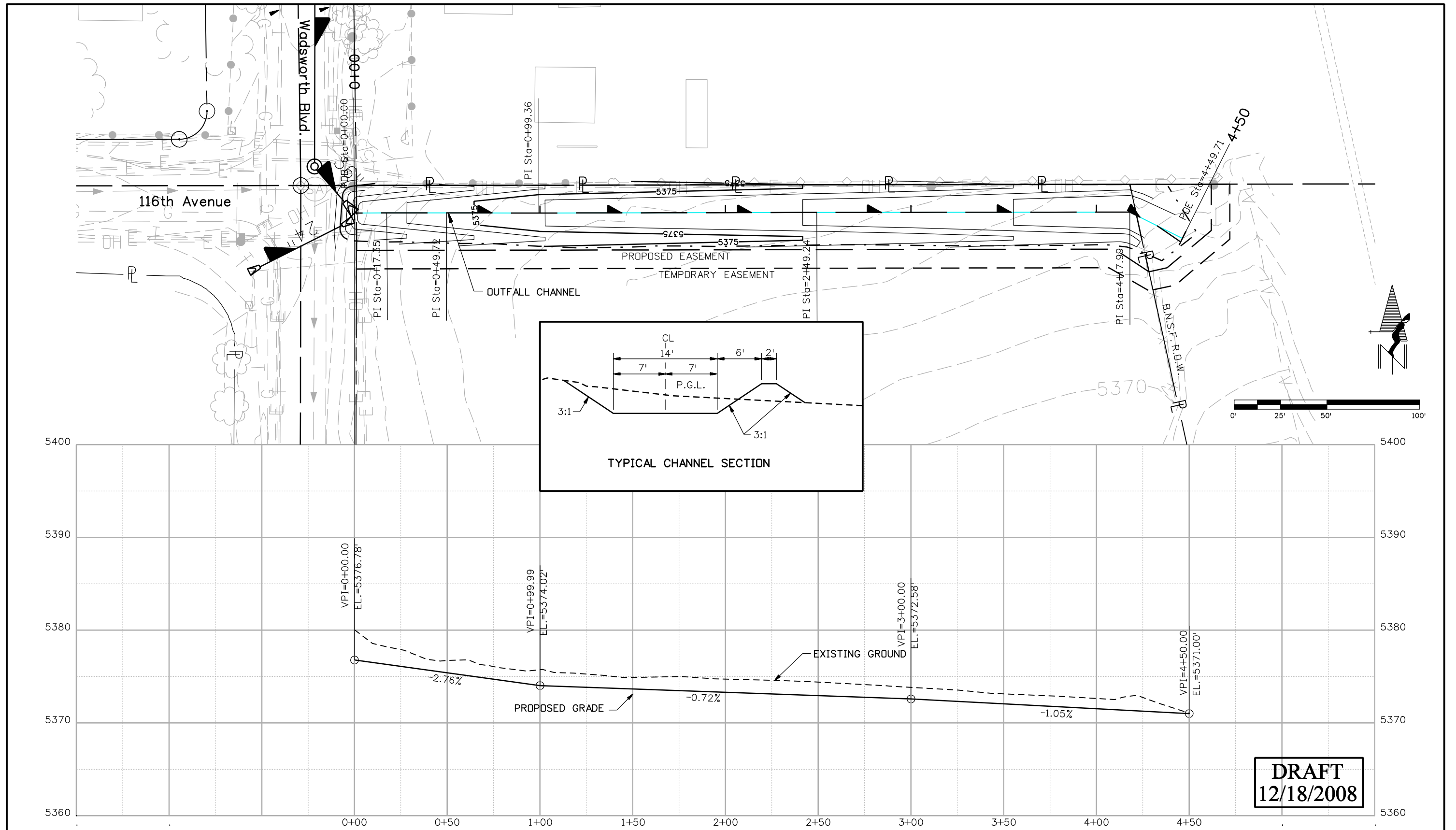
\$PLOT_INFO\$

yesuduly 12:19:27 PM J:_Transportation\072208.405\15782\Hydraulics\Drawings\15782PnPD01.dgn



Print Date: 12/15/2008 File Name: 15782PnPD01.dgn Horiz. Scale: 1:50 Unit Information	Vert. Scale: As Noted Unit Leader Initials	<table border="1" style="width: 100%; border-collapse: collapse;"> <thead> <tr> <th colspan="3">Sheet Revisions</th> </tr> <tr> <th>Date:</th> <th>Comments</th> <th>Init.</th> </tr> </thead> <tbody> <tr> <td> </td> <td> </td> <td> </td> </tr> <tr> <td> </td> <td> </td> <td> </td> </tr> </tbody> </table>	Sheet Revisions			Date:	Comments	Init.							Colorado Department of Transportation 4670 Holly Street Denver, CO 80216-6408 Phone: 303-398-6765 FAX: 303-398-6781 Region 6	<table border="1" style="width: 100%; border-collapse: collapse;"> <thead> <tr> <th colspan="2">As Constructed</th> </tr> </thead> <tbody> <tr> <td>No Revisions:</td> <td> </td> </tr> <tr> <td>Revised:</td> <td> </td> </tr> <tr> <td>Void:</td> <td> </td> </tr> </tbody> </table>	As Constructed		No Revisions:		Revised:		Void:		<table border="1" style="width: 100%; border-collapse: collapse;"> <thead> <tr> <th colspan="4">AIRPORT CREEK BASIN OUTFALL PLAN AND PROFILE</th> </tr> </thead> <tbody> <tr> <td>Designer:</td> <td>XXXXXXXX</td> <td>Structure Numbers:</td> <td>X-XX-XX</td> </tr> <tr> <td>Detailer:</td> <td>XXXXXXXX</td> <td>Structure Numbers:</td> <td>X-XX-XX</td> </tr> <tr> <td>Sheet Subset:</td> <td>DR</td> <td>Subset Sheets:</td> <td>1 of 2</td> </tr> </tbody> </table>	AIRPORT CREEK BASIN OUTFALL PLAN AND PROFILE				Designer:	XXXXXXXX	Structure Numbers:	X-XX-XX	Detailer:	XXXXXXXX	Structure Numbers:	X-XX-XX	Sheet Subset:	DR	Subset Sheets:	1 of 2	<table border="1" style="width: 100%; border-collapse: collapse;"> <thead> <tr> <th>Project No./Code</th> </tr> </thead> <tbody> <tr> <td>STA C800-001</td> </tr> <tr> <td>16501</td> </tr> <tr> <td>Sheet Number 31</td> </tr> </tbody> </table>	Project No./Code	STA C800-001	16501	Sheet Number 31
Sheet Revisions																																														
Date:	Comments	Init.																																												
As Constructed																																														
No Revisions:																																														
Revised:																																														
Void:																																														
AIRPORT CREEK BASIN OUTFALL PLAN AND PROFILE																																														
Designer:	XXXXXXXX	Structure Numbers:	X-XX-XX																																											
Detailer:	XXXXXXXX	Structure Numbers:	X-XX-XX																																											
Sheet Subset:	DR	Subset Sheets:	1 of 2																																											
Project No./Code																																														
STA C800-001																																														
16501																																														
Sheet Number 31																																														

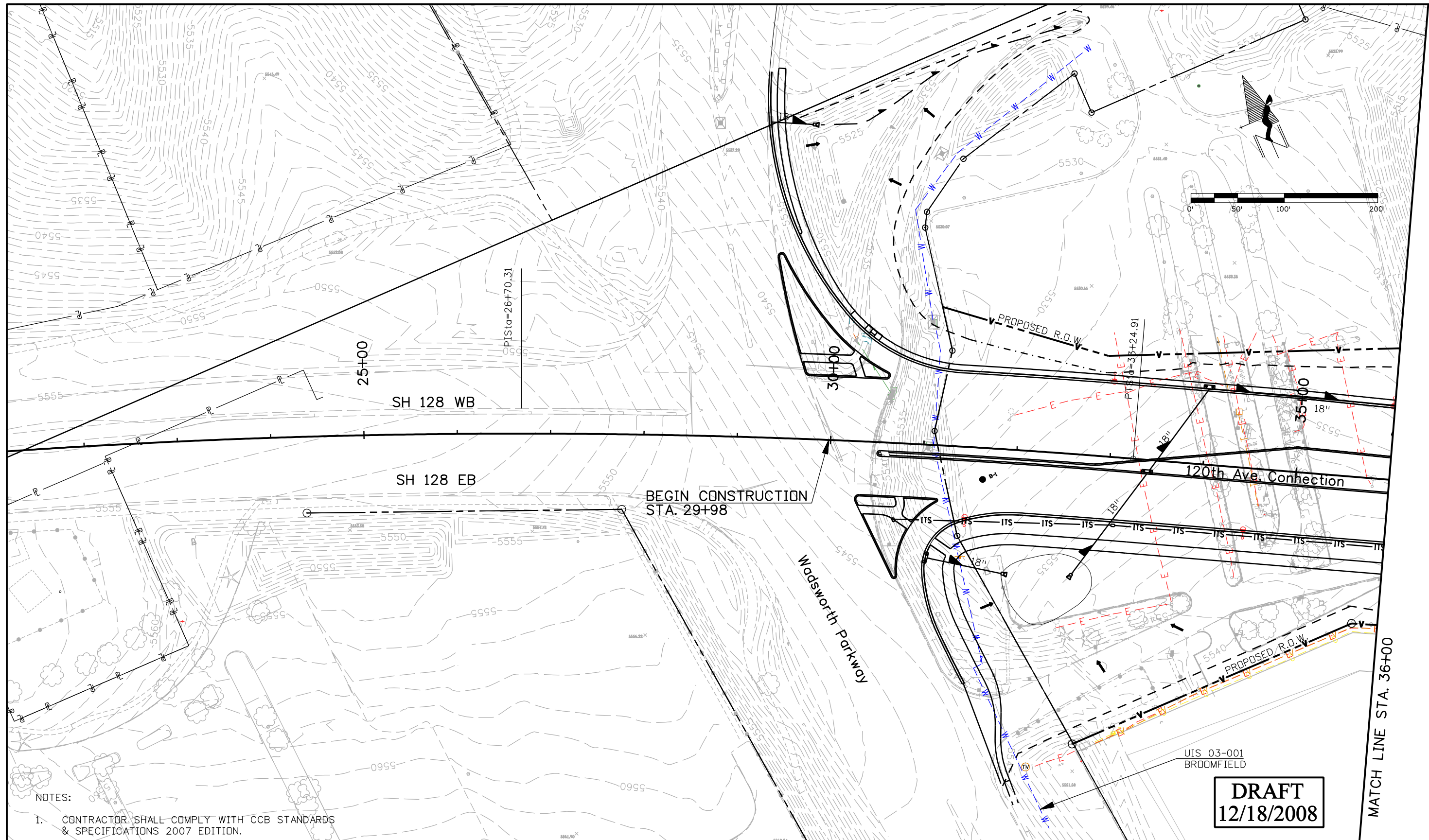
yesuduly 12:21:35 PM J:_Transportation\072208.405\15782\Hydraulics\Drawings\15782PnPDr02.dgn



DRAFT
12/18/2008

Print Date: 12/15/2008		Sheet Revisions		Colorado Department of Transportation		As Constructed		AIRPORT CREEK BASIN OUTFALL		Project No./Code	
File Name: 15782PnPDr02.dgn		Date:	Comments	Init.	4670 Holly Street		No Revisions:		PLAN AND PROFILE		STA C800-001
Horiz. Scale: 1:50					Denver, CO 80216-6408		Revised:		Designer: AB	Structure	X-XX-XX
Unit Information					Phone: 303-398-6765 FAX: 303-398-6781		Void:		Detailer: EN	Numbers	X-XX-XX
Unit Leader Initials					Region 6				Sheet Subset: DR	Subset Sheets:	2 of 2
					IDM						Sheet Number
											32

yesaudly 12:32:17 PM J:_Transportation\072208.405\15782\Utilities\Drawings\15782\Utilities01.dgn



NOTES:
 1. CONTRACTOR SHALL COMPLY WITH CCB STANDARDS & SPECIFICATIONS 2007 EDITION.

Print Date: 12/15/2008	
File Name: 15782Utilities01.dgn	
Horiz. Scale: 1:100	Vert. Scale: As Noted
Unit Information	Unit Leader Initials

Sheet Revisions		
Date:	Comments	Init.

Colorado Department of Transportation
 4670 Holly Street
 Denver, CO 80216-6408
 Phone: 303-398-6765 FAX: 303-398-6781
 Region 6 IDM

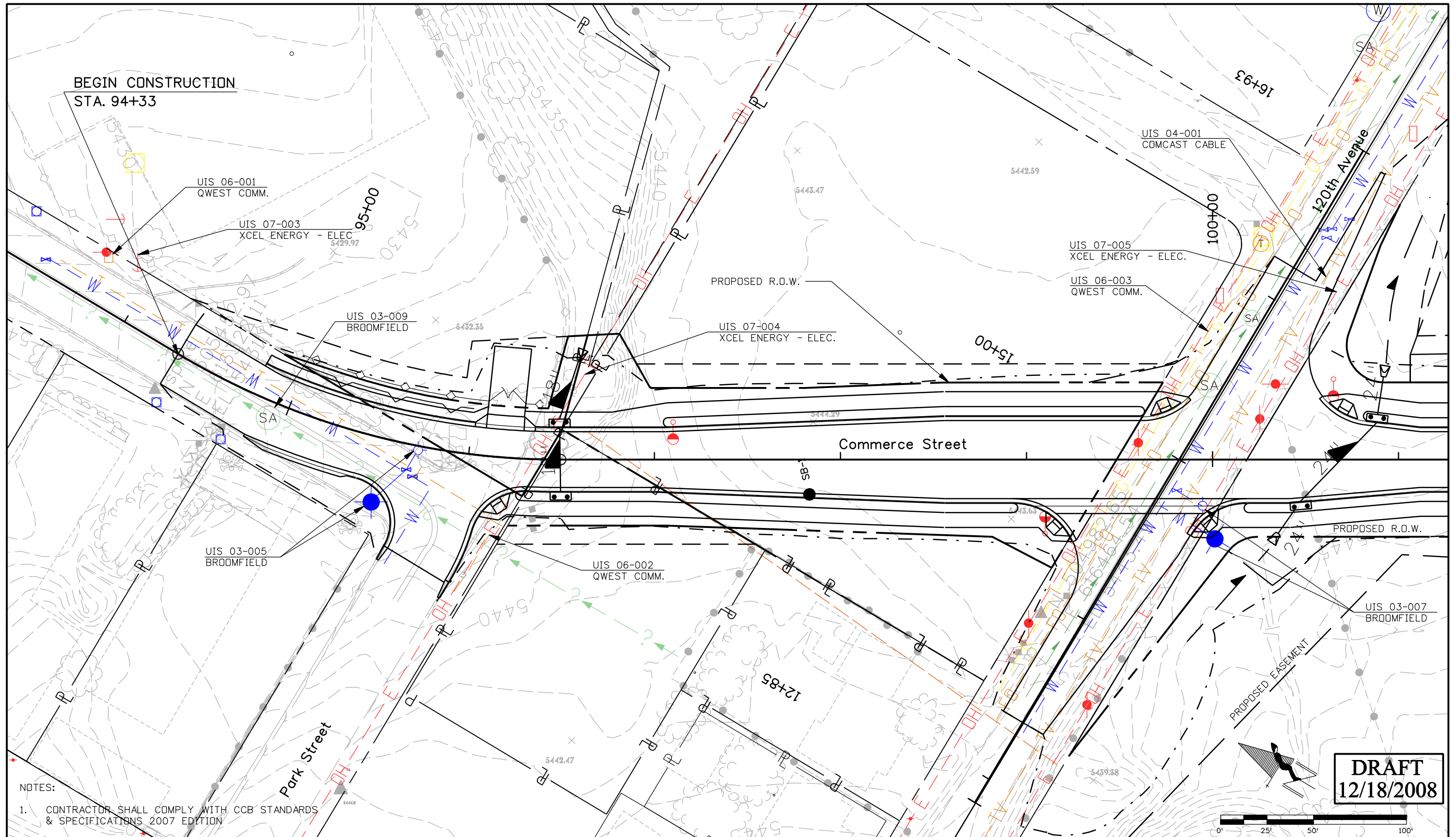
As Constructed
No Revisions:
Revised:
Void:

120TH AVE. CONNECTION UTILITIES			
Designer: XXXXXXXX	Structure Numbers	X-XX-XX	X-XX-XX
Detailer: EN	Sheet Subset: UT	Subset Sheets: 01 of 10	

Project No./Code	STA 1281-011
	16501
Sheet Number	33


DRAFT
 12/18/2008

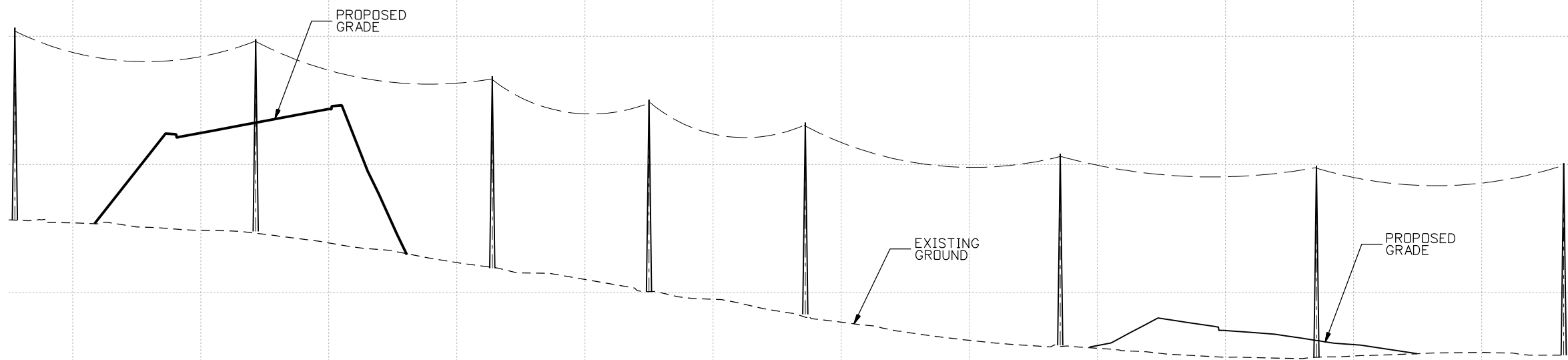
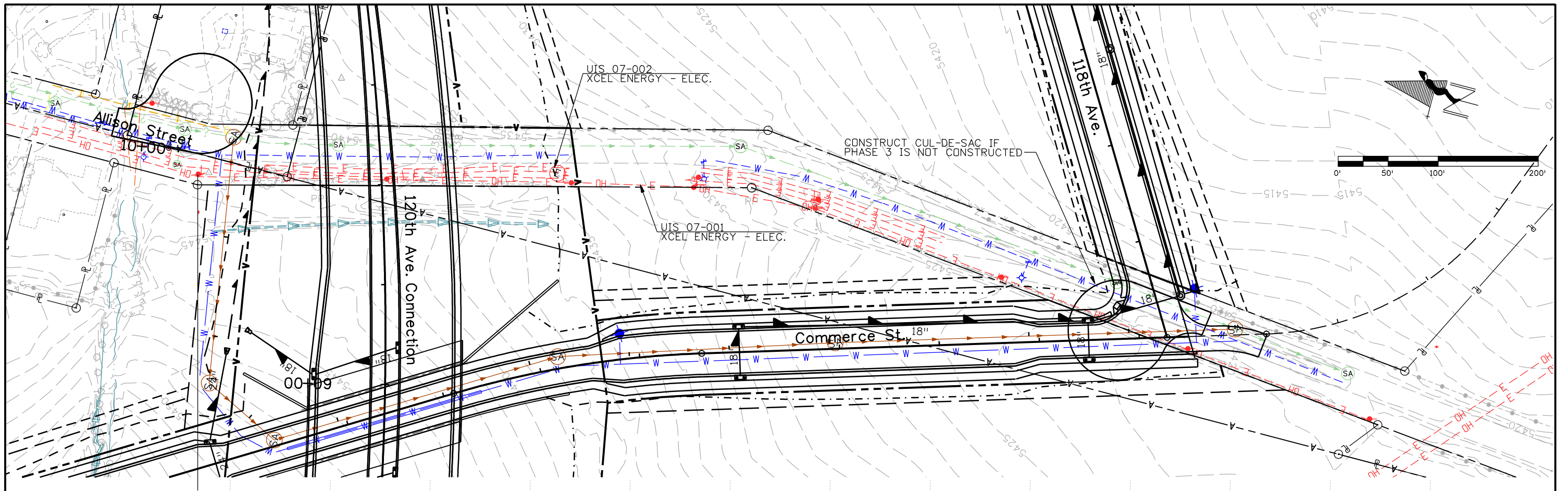
yesaudly 12:37:48 PM j:_Transportation\072208.405\15782\Utilities\Drawings\15782Utilities03.dgn



NOTES:
 1. CONTRACTOR SHALL COMPLY WITH CCB STANDARDS & SPECIFICATIONS 2007 EDITION

DRAFT
 12/18/2008

Print Date: 12/15/2008		Sheet Revisions			Colorado Department of Transportation		As Constructed		COMMERCE STREET UTILITIES		Project No./Code	
File Name: 15782Utilities03.dgn		Date:	Comments	Init.	4670 Holly Street Denver, CO 80216-6408 Phone: 303-398-6765 FAX: 303-398-6781		No Revisions:		Designer: XXXXXXXX		STA 1281-011	
Horiz. Scale: 1:50					 Region 6		Revised:		Detailer: EN		16501	
Unit Information							Void:		Sheet Subset: UT		Structure Numbers: X-XX-XX	
Unit Leader Initials					IDM		Subset Sheets: 03 of 10					




6+00 7+00 8+00 16+00 17+00 18+00

DRAFT
12/18/2008

Print Date: 12/15/2008
File Name: 15782ElectricLine01.dgn
Horiz. Scale: 1:100 Vert. Scale: As Noted
Unit Information Unit Leader Initials

Sheet Revisions		
Date:	Comments	Init.

Colorado Department of Transportation



4670 Holly Street
Denver, CO 80216-6408
Phone: 303-398-6765 FAX: 303-398-6781

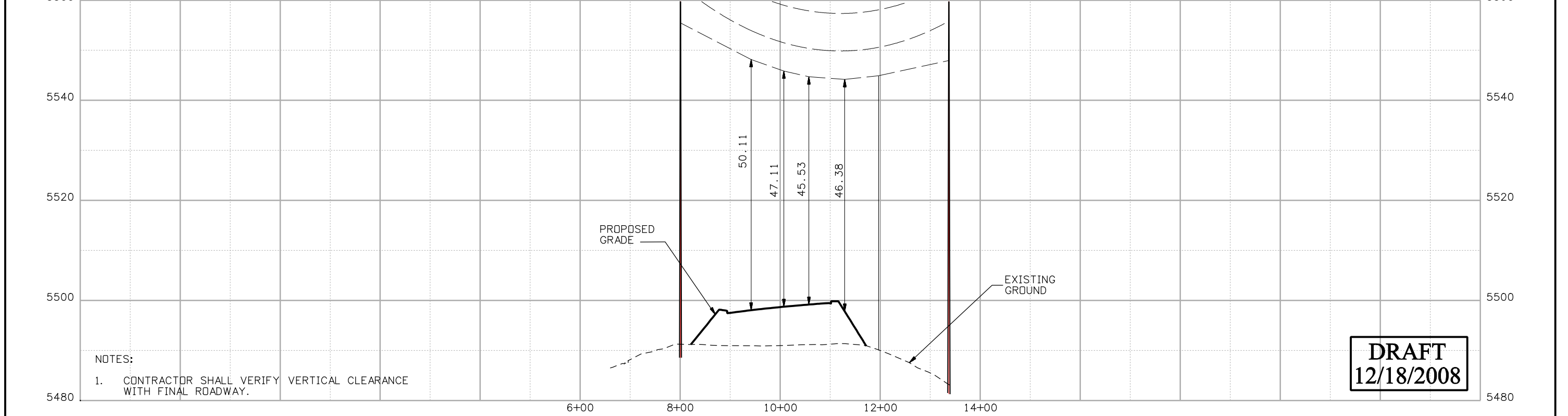
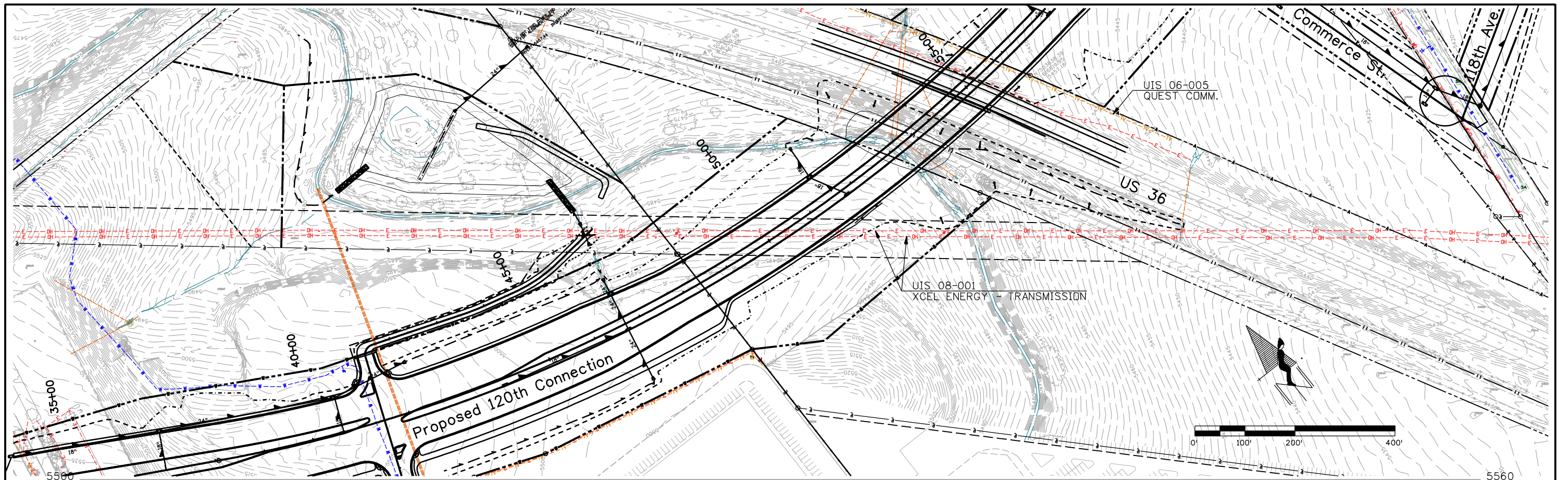
Region 6 **IDM**


As Constructed
No Revisions:
Revised:
Void:

OVERHEAD & UNDERGROUND ELECTRIC - ALLISON ST. PLAN AND PROFILE			
Designer:	EN	Structure Numbers	X-XX-XX
Detailer:	EN	Subset Sheets:	X-XX-XX
Sheet Subset:	UT	04 of 10	

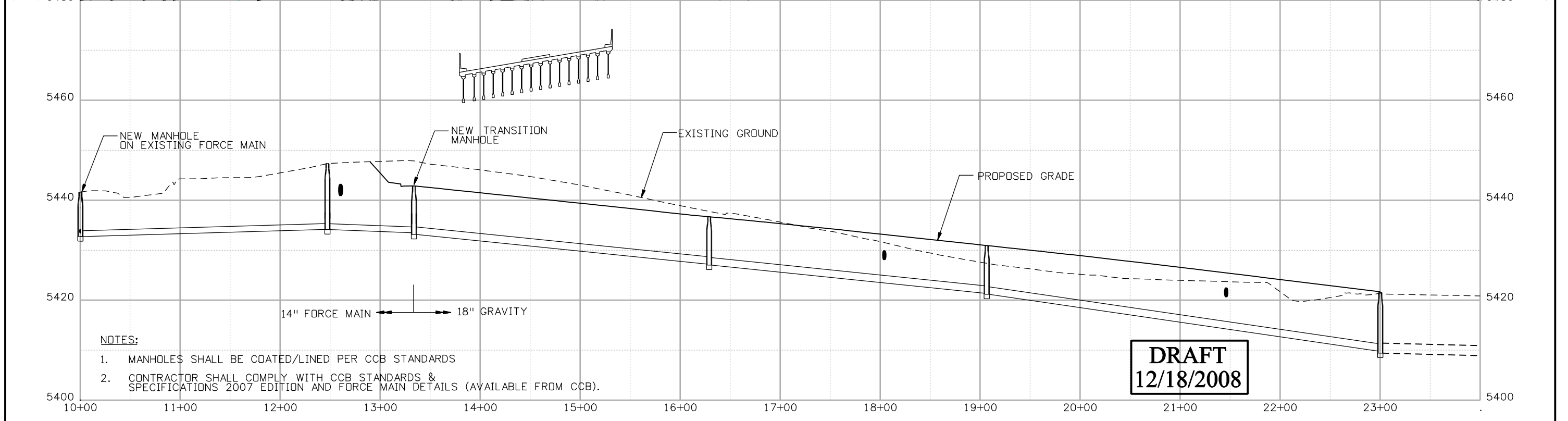

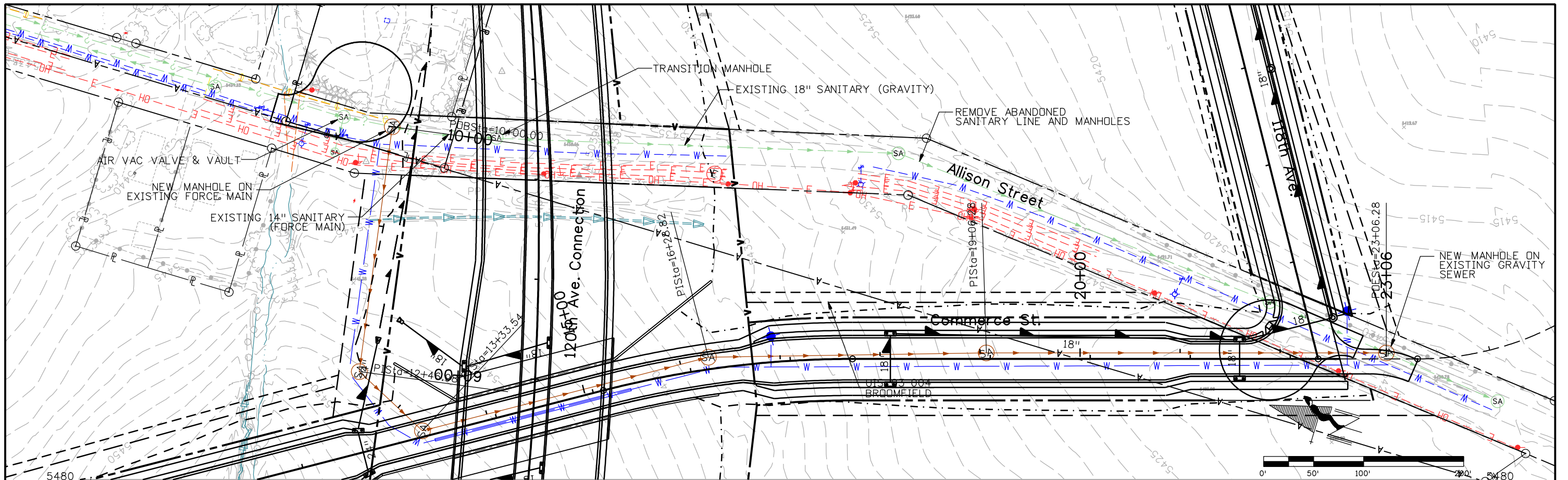
Project No./Code
STA 1281-011
16501
Sheet Number 36

yesuduly 12:43:28 PM j:_Transportation\0722208.405\15782\Utilities\Drawings\15782ElectricLine01.dgn



Print Date: 12/15/2008		Sheet Revisions Date: Comments Init. 			As Constructed No Revisions: Revised: Void:		XCEL TRANSMISSION LINE PLAN AND PROFILE Designer: EN Structure X-XX-XX Detailer: EN Numbers X-XX-XX Sheet Subset: UT Subset Sheets: 05 of 10				Project No./Code	
File Name: 15782PowerLine01.dgn											Horizontal Scale: 1:200 Vertical Scale: As Noted Unit Information Unit Leader Initials	
		 Colorado Department of Transportation 4670 Holly Street Denver, CO 80216-6408 Phone: 303-398-6765 FAX: 303-398-6781 Region 6 IDM					Sheet Number 37					

yesudaly 12:45:10 PM J:_Transportation\072208.405\15782\Utilities\Drawings\15782PowerLine01.dgn

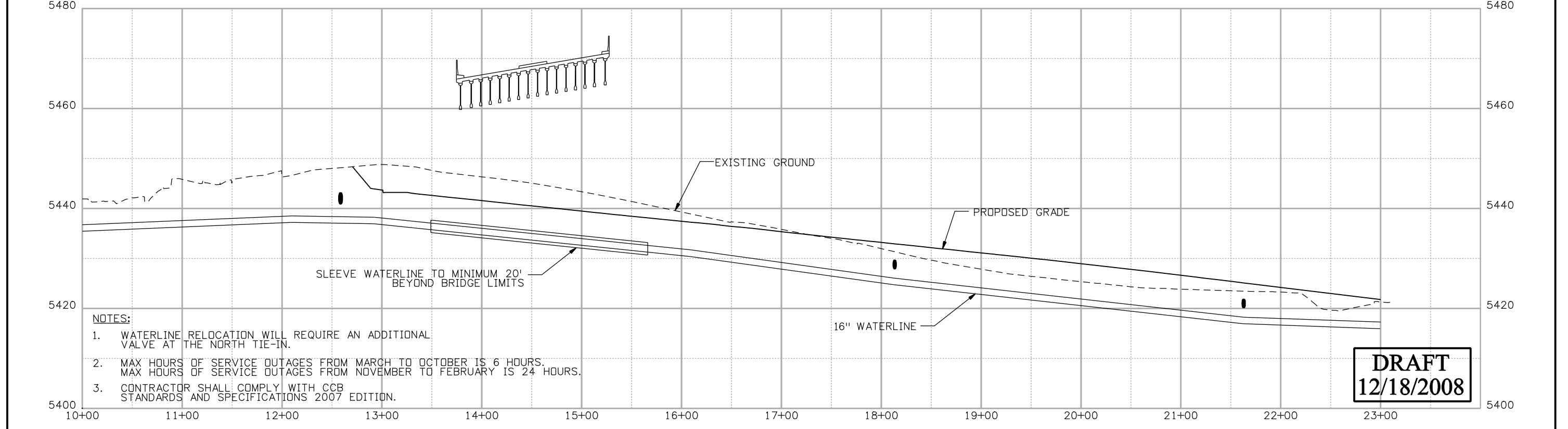
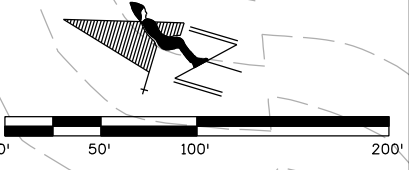
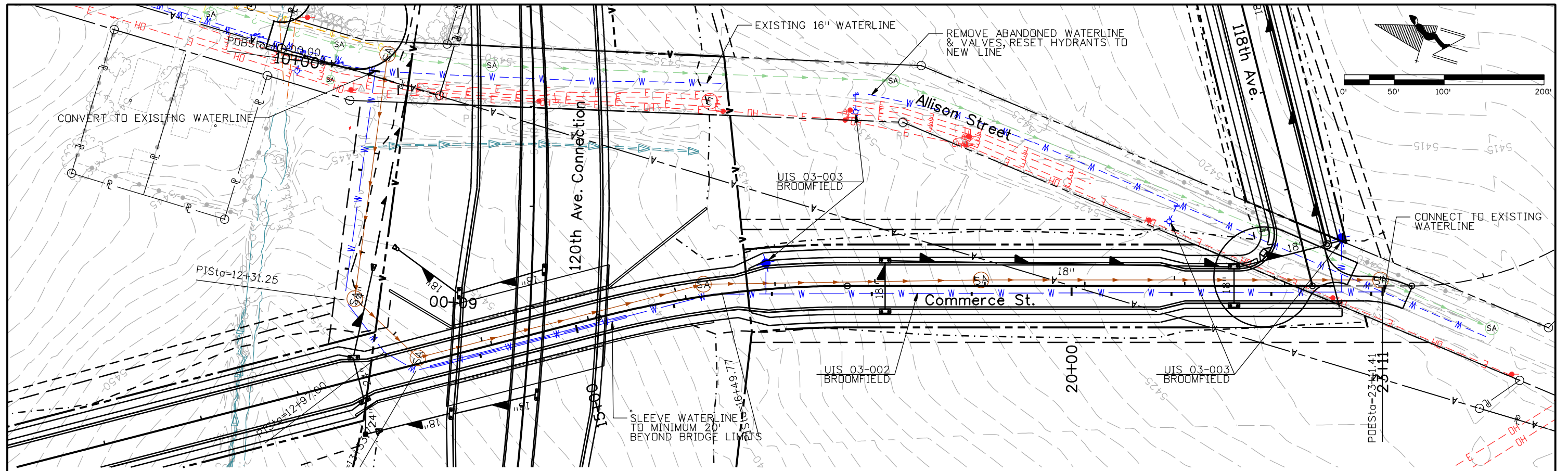


- NOTES:**
1. MANHOLES SHALL BE COATED/LINED PER CCB STANDARDS
 2. CONTRACTOR SHALL COMPLY WITH CCB STANDARDS & SPECIFICATIONS 2007 EDITION AND FORCE MAIN DETAILS (AVAILABLE FROM CCB).

DRAFT
12/18/2008


Print Date: 12/15/2008		Sheet Revisions			Colorado Department of Transportation 4670 Holly Street Denver, CO 80216-6408 Phone: 303-398-6765 FAX: 303-398-6781 Region 6	As Constructed No Revisions: Revised: Void:	SANITARY SEWER - COMMERCE ST.				Project No./Code STA C800-001 16501 Sheet Number 38
File Name: 15782SA Line01.dgn		Date:	Comments	Init.			PLAN AND PROFILE				
Horiz. Scale: 1:100 Unit Information Vert. Scale: As Noted Unit Leader Initials							Designer: EN Detailer: EN Sheet Subset: UT	Structure Numbers X-XX-XX X-XX-XX	Subset Sheets: 06 of 10		

yesuduly 12:47:40 PM j:_Transportation\072208.405\15782\Utilities\Drawings\15782SA Line01.dgn



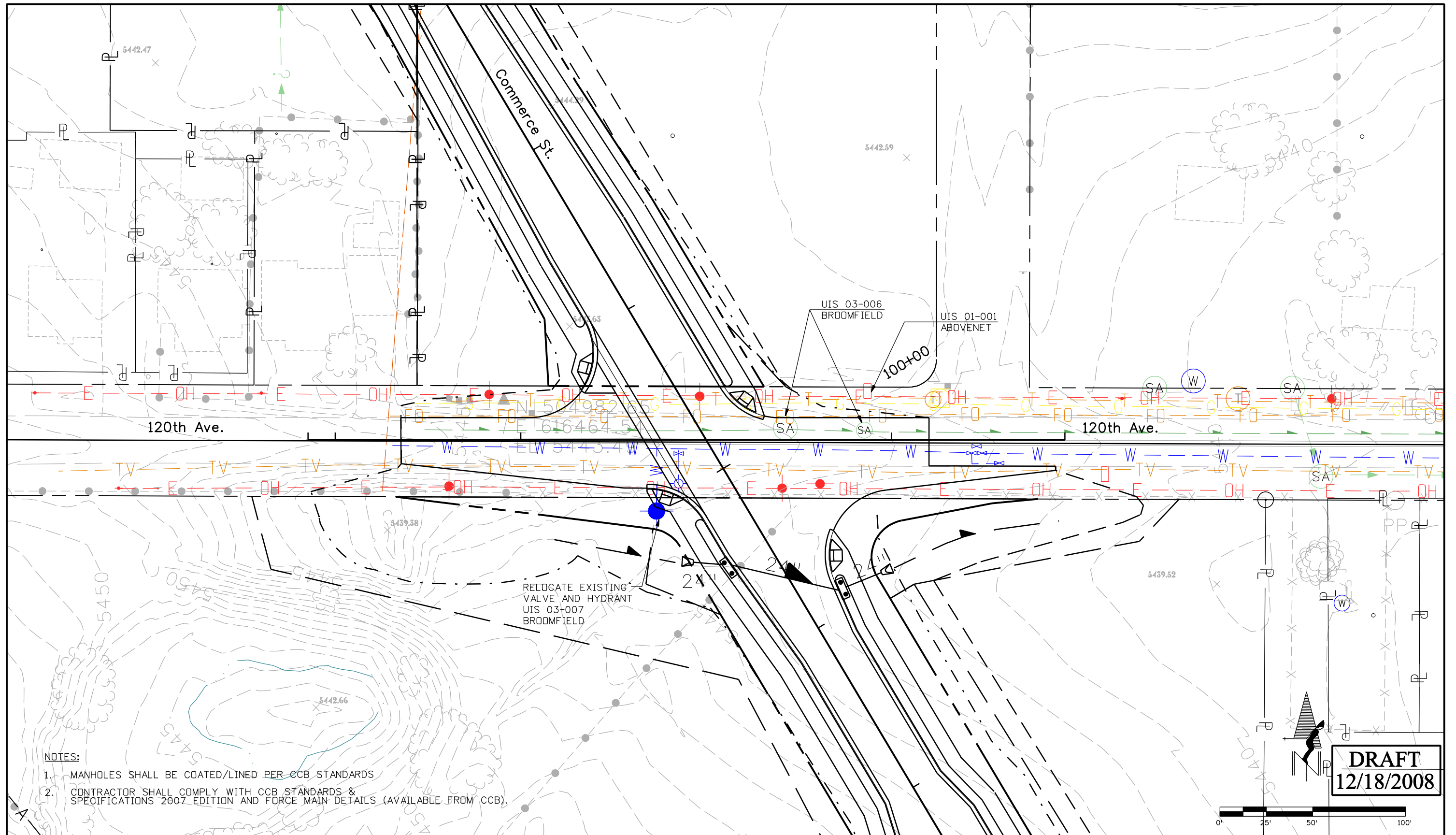
- NOTES:**
1. WATERLINE RELOCATION WILL REQUIRE AN ADDITIONAL VALVE AT THE NORTH TIE-IN.
 2. MAX HOURS OF SERVICE OUTAGES FROM MARCH TO OCTOBER IS 6 HOURS. MAX HOURS OF SERVICE OUTAGES FROM NOVEMBER TO FEBRUARY IS 24 HOURS.
 3. CONTRACTOR SHALL COMPLY WITH CCB STANDARDS AND SPECIFICATIONS 2007 EDITION.

DRAFT
12/18/2008

Print Date: 12/16/2008		Sheet Revisions			Colorado Department of Transportation		As Constructed		WATER LINE - COMMERCE ST		Project No./Code				
File Name: 15782WaterLine01.dgn		Date:	Comments	Init.	 4670 Holly Street Denver, CO 80216-6408 Phone: 303-398-6765 FAX: 303-398-6781 Region 6		No Revisions:		PLAN AND PROFILE		STA C800-001				
Horiz. Scale: 1:100 Vert. Scale: As Noted									Revised:		Designer:	EN	Structure	X-XX-XX	16501
Unit Information Unit Leader Initials											Void:		Detailer:	EN	Numbers
							Sheet Subset:	UT	Subset Sheets:	08 of 10			39		

NaszkowskiER 1:39:31 PM J:\transportation\072208.405\15782\Utilities\drawings\15782WaterLine01.dgn

NazkowskieR 1:39:25 PM j:\transportation\072208.405\15782Utilities\drawings\15782Utilities07.dgn



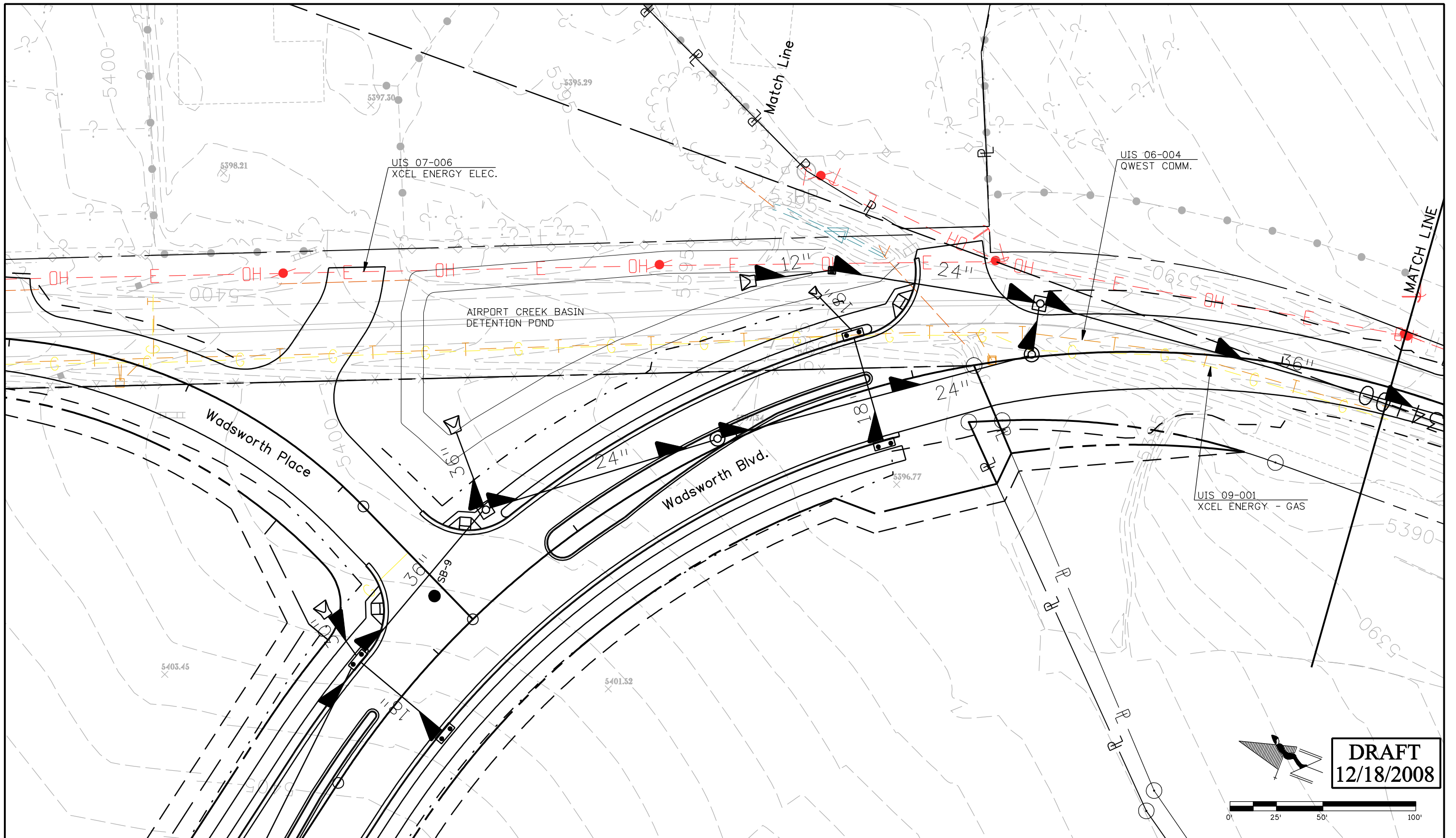
NOTES:

1. MANHOLES SHALL BE COATED/LINED PER CCB STANDARDS
2. CONTRACTOR SHALL COMPLY WITH CCB STANDARDS & SPECIFICATIONS 2007 EDITION AND FORCE MAIN DETAILS (AVAILABLE FROM CCB).

DRAFT
12/18/2008

Print Date: 12/16/2008		Sheet Revisions	Colorado Department of Transportation	As Constructed	EXISTING 120TH AVE. UTILITIES	Project No./Code
File Name: 15782Utilities07.dgn		Date: Comments Init.	4670 Holly Street Denver, CO 80216-6408 Phone: 303-398-6765 FAX: 303-398-6781	No Revisions:	Designer: EN Structure	STA 1281-011
Horiz. Scale: 1:50 Vert. Scale: As Noted	(R-X)		Region 6	Revised:	Detailer: EN Numbers	16501
Unit Information Unit Leader Initials	000		IDM	Void:	Sheet Subset: UT Subset Sheets: 09 of 10	Sheet Number 40

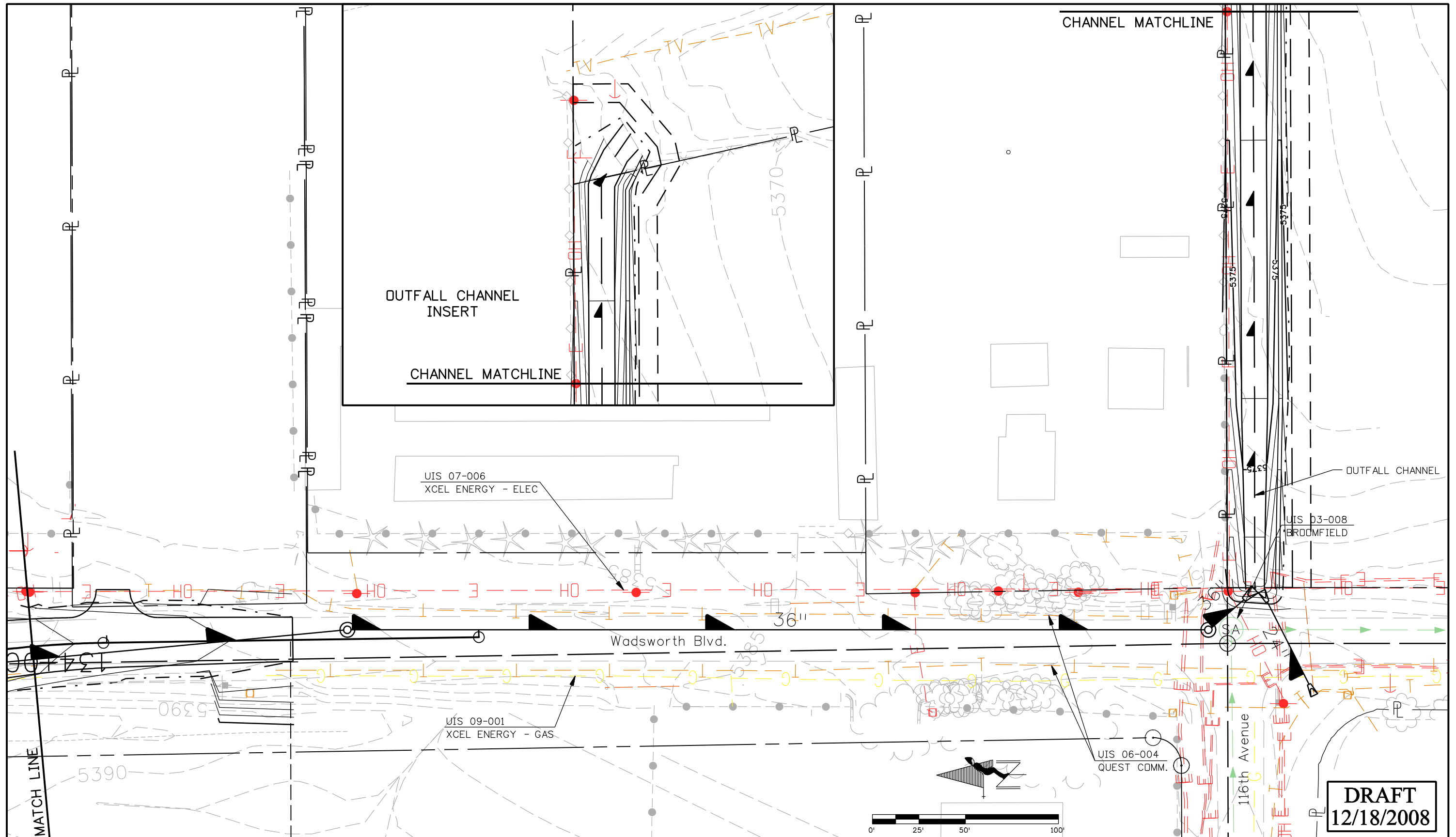
Nazzkowski 1:39:39 PM j:\transportation\072208.405\15782Utilities\Drawings\15782Utilities09.dgn




DRAFT
12/18/2008

Print Date: 12/16/2008 File Name: 15782Utilities09.dgn Horiz. Scale: 1:50 Vert. Scale: As Noted Unit Information Unit Leader Initials	<table border="1"> <tr><th colspan="3">Sheet Revisions</th></tr> <tr> <th>Date:</th> <th>Comments</th> <th>Init.</th> </tr> <tr><td> </td><td> </td><td> </td></tr> <tr><td> </td><td> </td><td> </td></tr> <tr><td> </td><td> </td><td> </td></tr> </table>	Sheet Revisions			Date:	Comments	Init.										Colorado Department of Transportation 4670 Holly Street Denver, CO 80216-6408 Phone: 303-398-6765 FAX: 303-398-6781 Region 6 IDM	As Constructed No Revisions: Revised: Void:	WADSWORTH BLVD. UTILITIES Designer: XXXXXXXX Structure Numbers: X-XX-XX Detailer: EN Structure Numbers: X-XX-XX Sheet Subset: UT Subset Sheets: 07 of 10	Project No./Code STA 1281-011 16501 Sheet Number 41
Sheet Revisions																				
Date:	Comments	Init.																		

NazkowskieER 1:39:46 PM J:\transportation\072208.405\15782Utilities\drawings\15782Utilities10.dgn



DRAFT
12/18/2008

Print Date: 12/16/2008		<table border="1"> <thead> <tr> <th colspan="3">Sheet Revisions</th> </tr> <tr> <th>Date:</th> <th>Comments</th> <th>Init.</th> </tr> </thead> <tbody> <tr> <td> </td> <td> </td> <td> </td> </tr> <tr> <td> </td> <td> </td> <td> </td> </tr> </tbody> </table>			Sheet Revisions			Date:	Comments	Init.							Colorado Department of Transportation  4670 Holly Street Denver, CO 80216-6408 Phone: 303-398-6765 FAX: 303-398-6781 Region 6		As Constructed No Revisions: Revised: Void:		WADSWORTH BLVD. UTILITIES AND OUT FALL CHANNEL Designer: AB Structure X-XX-XX Detailer: AB Numbers X-XX-XX Sheet Subset: UT Subset Sheets: 10 of 10				Project No./Code STA C800-001 16501 Sheet Number 42	
Sheet Revisions																										
Date:	Comments	Init.																								
File Name: 15782Utilities10.dgn		Horiz. Scale: 1:50 Vert. Scale: As Noted		Unit Information Unit Leader Initials																						